

Pirelli Dutch Round, 17-19 April 2026

Results Race 1

Laps 21 = 95,382 Km - Time of Race 33'12.444 - Avg. 172,339 km/h

1 / 2

Pos	Grid	No. Rider	Nat	Team	Bike	Class	LL	Gap	Rel.	Fastest Lap	Speed	Qualifying	Speed
1	1	11 N. BULEGA	ITA	Aruba.it Racing - Ducati	Ducati Panigale V4R		21			1'33.341	293,5	1'32.144	290,3
2	3	7 I. LECUONA	ESP	Aruba.it Racing - Ducati	Ducati Panigale V4R		21	1.618	1.618	1'33.591	295,1	1'32.567	294,3
3	2	14 S. LOWES	GBR	ELF Marc VDS Racing Team	Ducati Panigale V4R	IND	21	2.923	1.305	1'33.725	291,1	1'32.473	287,2
4	7	19 A. BAUTISTA	ESP	Barni Spark Racing Team	Ducati Panigale V4R	IND	21	6.376	3.453	1'34.173	292,7	1'33.013	290,3
5	6	22 A. LOWES	GBR	bimota by Kawasaki Racing Team	bimota KB998 Rimini		21	11.775	5.399	1'34.185	289,5	1'32.960	288,8
6	8	55 A. LOCATELLI	ITA	Pata Maxus Yamaha	Yamaha YZF R1		21	17.167	5.392	1'34.517	289,5	1'33.079	288,8
7	13	88 M. OLIVEIRA	POR	ROKIT BMW Motorrad WorldSBK Team	BMW M1000 RR		21	18.163	0.996	1'34.274	300,8	1'33.304	291,1
8	9	34 L. BALDASSARRI	ITA	Team Gooleven	Ducati Panigale V4R	IND	21	18.550	0.387	1'34.448	295,9	1'33.108	288,0
9	14	95 T. MACKENZIE	GBR	MGM Optical Express Racing	Ducati Panigale V4R	IND	21	18.591	0.041	1'34.277	294,3	1'33.352	291,1
10	5	97 X. VIERGE	ESP	Pata Maxus Yamaha	Yamaha YZF R1		21	18.779	0.188	1'34.482	295,1	1'32.946	288,8
11	12	5 Y. MONTELLA	ITA	Barni Spark Racing Team	Ducati Panigale V4R	IND	21	18.928	0.149	1'34.498	299,2	1'33.258	291,1
12	17	47 A. BASSANI	ITA	bimota by Kawasaki Racing Team	bimota KB998 Rimini		21	19.198	0.270	1'34.578	292,7	1'33.756	288,8
13	11	46 T. BRIDEWELL	GBR	Superbike Advocates	Ducati Panigale V4R	IND	21	20.971	1.773	1'34.414	296,7	1'33.231	291,9
14	10	87 R. GARDNER	AUS	GYTR GRT Yamaha WorldSBK Team	Yamaha YZF R1		21	22.646	1.675	1'34.798	293,5	1'33.229	287,2
15	15	67 A. SURRA	ITA	Motocorsa Racing	Ducati Panigale V4R	IND	21	23.884	1.238	1'34.621	295,9	1'33.452	292,7
16	16	31 G. GERLOFF	USA	Kawasaki WorldSBK Team	Kawasaki ZX-10RR		21	25.213	1.329	1'34.689	295,9	1'33.575	292,7
17	18	65 J. REA	GBR	Honda HRC	Honda CBR1000RR-R SP		21	41.459	16.246	1'35.162	290,3	1'33.856	287,2
18	4	9 D. PETRUCCI	ITA	ROKIT BMW Motorrad WorldSBK Team	BMW M1000 RR		21	44.126	2.667	1'34.368	291,9	1'32.921	291,1
19	20	62 S. MANZI	ITA	GYTR GRT Yamaha WorldSBK Team	Yamaha YZF R1		21	50.165	6.039	1'34.973	292,7	1'34.213	285,7
20	19	54 B. SOFUOGLU	TUR	Motocracing WorldSBK Team	Yamaha YZF R1	IND	21	50.730	0.565	1'35.133	288,0	1'34.013	285,7
21	22	85 T. SMITS	NED	Team Apreco	Yamaha YZF R1	IND	21	51.822	1.092	1'35.980	286,5	1'34.969	282,0
22	21	13 M. RATO	ITA	Motocracing WorldSBK Team	Yamaha YZF R1	IND	21	52.858	1.036	1'35.857	285,0	1'34.360	286,5

AIR	Humidity:	75%	Temp:	14°C
TRACK	Condition:	Dry	Temp:	21°C

Records	Pole [SP]	2026	N.Bulega	1'32.144	177,453 Km/h
	Race [RC1]	2025	N.Bulega	1'33.581	174,728 Km/h
	All Times [SP]	2026	N.Bulega	1'32.144	177,453 Km/h
Race Fastest Lap	[New Record]	Lap 6	N.Bulega	1'33.341	175,177 Km/h

No. Rider	From	To	Laps	Total
7 I. LECUONA	1	1	1	
11 N. BULEGA	2	14	13	
7 I. LECUONA	15	18	4	5
11 N. BULEGA	19	21	3	16

No. Rider	Laps
11 N. BULEGA	117
7 I. LECUONA	5
5 Y. MONTELLA	3

18/04/2026 Start 15:30 End 16:06 The results are provisional until the end of the time limit for protests and appeals and the completion of the technical checks.

Clerk Of The Course: **Roland Brontsema**

Publication Time: **16:17**

These data/results cannot be reproduced, stored and/or transmitted in whole or in part by any manner of electronic, mechanical, photocopying, recording, broadcasting or otherwise now known or herein after developed without the previous express consent by the copyright owner, except for reproduction in daily press and regular printed publications on sale to the public within 60 days of the event related to those data/results and always provided that copyright symbol appears together as follows below.

© DORNA WSBK ORGANIZATION Srl 2026

Pirelli Dutch Round, 17-19 April 2026

Results Race 1

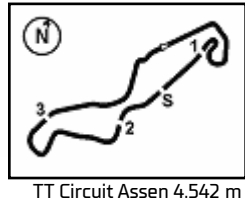
Race Highlights

Time	No. Rider	Description
15.10.00		Sighting Lap Started
15.27.52		Warm Up Lap Started
15.30.16		Start of Session
15.32.21	9 D. PETRUCCI	#9 2X Long Lap Penalty - Jump Start
15.35.39	95 T. MACKENZIE	#95 Lap Time Cancelled (1'35.108) - Exceeded Track Limits - Turn 18
15.36.55		Yellow Flag Out - Turn 3-4
15.37.02	9 D. PETRUCCI	#9 On the Gravel - Rejoined - Turn 3
15.37.02		Yellow Flag In - Turn 3-4
15.37.03		Riders Under Yellow Flag at Turn 3-4: #65 #54 #62 #13 #85
15.37.18	9 D. PETRUCCI	#9 1 of 2X Long Lap Penalty Completed
15.38.01	87 R. GARDNER	#87 Lap Time Cancelled (1'34.620) - Exceeded Track Limits - Turn 18
15.39.00	9 D. PETRUCCI	#9 2 of 2X Long Lap Penalty Completed
15.42.05	62 S. MANZI	#62 Lap Time Cancelled (1'36.304) - Exceeded Track Limits - Turn 17
15.43.31	62 S. MANZI	#62 Course Cutting at Turn 17 Under Investigation
15.46.28	62 S. MANZI	#62 Long Lap Penalty - Course Cut at Turn 17 without losing 1 second
15.46.58	95 T. MACKENZIE	#95 Lap Time Cancelled (1'34.548) - Exceeded Track Limits - Turn 18
15.47.19	5 Y. MONTELLA	#5 Lap Time Cancelled (1'34.619) - Exceeded Track Limits - Turn 18
15.47.45	67 A. SURRA	#67 Lap Time Cancelled (1'35.018) - Exceeded Track Limits - Turn 18
15.49.42	88 M. OLIVEIRA	#88 Lap Time Cancelled (1'35.277) - Exceeded Track Limits - Turn 17
15.49.52	62 S. MANZI	#62 Long Lap Penalty Completed
15.50.07	34 L. BALDASSARRI	#34 Lap Time Cancelled (1'34.945) - Exceeded Track Limits - Turn 18
15.52.10		WHITE FLAG
15.52.30		2/3 of Race Distance Completed
15.53.00		DROPS of RAIN in Sector(s): 3-4
15.53.57		DROPS of RAIN in Sector(s): 1-3-4
15.54.07	34 L. BALDASSARRI	#34 Lap Time Cancelled (1'34.945) - Exceeded Track Limits - Turn 17
15.54.44	34 L. BALDASSARRI	#34 Lap Time Cancelled (1'35.557) - Exceeded Track Limits - Turn 18
15.54.55	34 L. BALDASSARRI	#34 Track Limits Warning
16.04.09		Podium Confirmed
16.11.32		End of Session

18/04/2026 Start End The results are provisional until the end of the time limit for protests and appeals and the completion of the technical checks. Clerk Of The Course: **Roland Brontsema** Publication Time: **16:17**

These data/results cannot be reproduced, stored and/or transmitted in whole or in part by any manner of electronic, mechanical, photocopying, recording, broadcasting or otherwise now known or herein after developed without the previous express consent by the copyright owner, except for reproduction in daily press and regular printed publications on sale to the public within 60 days of the event related to those data/results and always provided that copyright symbol appears together as follows below.

© DORNA WSBK ORGANIZATION Srl 2026



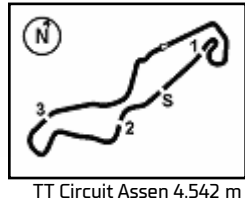
Pirelli Dutch Round, 17-19 April 2026 Riders Standings

	Points	Points From First	Points From Previous	February 22 PHILLIP ISLAND	March 29 PORTIMAO	April 19 ASSEN	May 3 BALATON	May 17 MOST	May 31 ARAGON	June 14 MISANO	July 12 DONINGTON	September 6 MAGNY-COURS	September 27 CREMONA	October 11 ESTORIL	October 18 JEREZ			
1 BULEGA Nicolo (ITA)	149			25 25 12 12	25 25 12 12	25												
2 LECUONA Iker (ESP)	88	61		10 8 1	20 20 9	20												
3 OLIVEIRA Miguel (POR)	65	84	23	8 9	16 16 7	9												
4 BASSANI Axel (ITA)	64	85	1	13 20 9	8 8 2	4												
5 LOWES Sam (GBR)	59	90	5	11 5	11 11 5	16												
6 LOWES Alex (GBR)	59	90	0	9 7	13 13 6	11												
7 BALDASSARRI Lorenzo (ITA)	48	101	11	16 7 2	5 10	8												
8 BAUTISTA Alvaro (ESP)	40	109	8	16 3	7 1	13												
9 MONTELLA Yari (ITA)	35	114	5	20 6	4	5												
10 LOCATELLI Andrea (ITA)	35	114	0	3 11	4 7	10												
11 PETRUCCI Danilo (ITA)	31	118	4	6 10	6 9													
12 MACKENZIE Tarran (GBR)	26	123	5	4 13	2	7												
13 GERLOFF Garrett (USA)	24	125	2	5 6 4	9													
14 VIERGE Xavi (ESP)	21	128	3		10 2 3	6												
15 GARDNER Remy (AUS)	14	135	7	3	3 6	2												
16 SURRA Alberto (ITA)	13	136	1	7 4	1	1												
17 MANZI Stefano (ITA)	7	142	6	2	5													
18 NAGASHIMA Tetsuta (JPN)	7	142	0	2 5														
19 BRIDEWELL Thomas (GBR)	6	143	1		3 3													
20 REA Jonathan (GBR)	4	145	2		4													
21 CHANTRA Somkiat (THA)	1	148	3		1													
22 SOFUOGLU Bahattin (TUR)	1	148	0	1														
23 VICKERS Ryan (GBR)	1	148	0	1														

18/04/2026 First Line: Race 1 & 2 - Second Line: Tissot Superpole Race

These data/results cannot be reproduced, stored and/or transmitted in whole or in part by any manner of electronic, mechanical, photocopying, recording, broadcasting or otherwise now known or herein after developed without the previous express consent by the copyright owner, except for reproduction in daily press and regular printed publications on sale to the public within 60 days of the event related to those data/results and always provided that copyright symbol appears together as follows below.

© DORNA WSBK ORGANIZATION Srl 2026



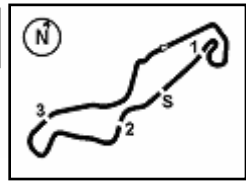
Pirelli Dutch Round, 17-19 April 2026
Riders Standings

	Points	Points From First	Points From Previous	February 22	March 29	April 19	May 3	May 17	May 31	June 14	July 12	September 6	September 27	October 11	October 18			
				PHILLIP ISLAND	PORTIMAO	ASSEN	BALATON	MOST	ARAGON	MISANO	DONINGTON	MAGNY-COURS	CREMONA	ESTORIL	JEREZ			
Independent Riders																		
1	LOWES	59		11	11	11	16											
	Sam [GBR]			5	5													
2	BALDASSARRI	48	11	16	7	5	10	8										
	Lorenzo [ITA]			2														
3	BAUTISTA	40	19	8	16	7	13											
	Alvaro [ESP]				3	1												
4	MONTELLA	35	24	5	20	4	5											
	Yari [ITA]				6	4												
5	MACKENZIE	26	33	9	4	13	2	7										
	Tarran [GBR]																	
6	SURRA	13	46	13	7	4	1	1										
	Alberto [ITA]																	
7	BRIDEWELL	6	53	7			3	3										
	Thomas [GBR]																	
8	SOFUOGLU	1	58	5	1													
	Bahattin [TUR]																	

18/04/2026 First Line: Race 1 & 2 - Second Line: Tissot Superpole Race

These data/results cannot be reproduced, stored and/or transmitted in whole or in part by any manner of electronic, mechanical, photocopying, recording, broadcasting or otherwise now known or herein after developed without the previous express consent by the copyright owner, except for reproduction in daily press and regular printed publications on sale to the public within 60 days of the event related to those data/results and always provided that copyright symbol appears together as follows below.

© DORNA WSBK ORGANIZATION Srl 2026



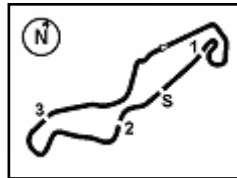
Pirelli Dutch Round, 17-19 April 2026
Manufacturers Standings

	Points	Points From First	Points From Previous	February 22	March 29	April 19	May 3	May 17	May 31	June 14	July 12	September 6	September 27	October 11	October 18			
				PHILLIP ISLAND	PORTIMAO	ASSEN	BALATON	MOST	ARAGON	MISANO	DONINGTON	MAGNY-COURS	CREMONA	ESTORIL	JEREZ			
1	149			25 25 12 12	25 25 12 12	25												
2	85	64		13 20 9 9	13 13 6 6	11												
3	66	83	19	8 10	16 16 7 7	9												
4	44	105	22	3 11	10 7 3 3	10												
5	24	125	20	5 6 4 4	9													
6	11	138	13	2 5	4													

18/04/2026 First Line: Race 1 & 2 - Second Line: Tissot Superpole Race

These data/results cannot be reproduced, stored and/or transmitted in whole or in part by any manner of electronic, mechanical, photocopying, recording, broadcasting or otherwise now known or herein after developed without the previous express consent by the copyright owner, except for reproduction in daily press and regular printed publications on sale to the public within 60 days of the event related to those data/results and always provided that copyright symbol appears together as follows below.

© DORNA WSBK ORGANIZATION Srl 2026



Pirelli Dutch Round, 17-19 April 2026

Teams Standings

	February 22 PHILLIP ISLAND	March 29 PORTIMAO	April 19 ASSEN	May 3 BALATON	May 17 MOST	May 31 ARAGON	June 14 MISANO	July 12 DONINGTON	September 6 MAGNY-COURS	September 27 CREMONA	October 11 ESTORIL	October 18 JEREZ						
1 Aruba.it Racing - Ducati	237																	
BULEGA Nicolo	149	25 12	25 12	25														
LECUONA Iker	88	10 1	8 9	20 20	20													
2 bimota by Kawasaki Racing Team	123 [-114]																	
BASSANI Axel	64	13 9	20 8	8 2	8 4													
LOWES Alex	59	9 7	13 6	13 6	11													
3 ROKIT BMW Motorrad WorldSBK Team	96 [-141]																	
OLIVEIRA Miguel	65	8 9	16 7	16 7	9													
PETRUCCI Danilo	31	6 10	6 9															
4 Barni Spark Racing Team	75 [-162]																	
BAUTISTA Alvaro	40	16 3	7 1	13														
MONTELLA Yari	35	20 6	4	5														
5 ELF Marc VDS Racing Team	59 [-178]																	
LOWES Sam	59	11 5	11 5	11 16														
6 Pata Maxus Yamaha	56 [-181]																	
LOCATELLI Andrea	35	3 11	4 7	10														
VIERGE Xavi	21		10 3	2 6														
7 Team Gooleven	48 [-189]																	
BALDASSARRI Lorenzo	48	16 2	7 5	10 8														
8 MGM Optical Express Racing	26 [-211]																	
MACKENZIE Tarran	26	4 13	2	7														
9 Kawasaki WorldSBK Team	24 [-213]																	
GERLOFF Garrett	24	5 4	6 9															
10 GYTR GRT Yamaha WorldSBK Team	21 [-216]																	
GARDNER Remy	14	3	3 6	2														
MANZI Stefano	7	2	5															
11 Motocorsa Racing	13 [-224]																	
SURRA Alberto	13	7 4	1	1														
12 Honda HRC	13 [-224]																	
NAGASHIMA Tetsuta	7	2 5																
REA Jonathan	4		4															
VICKERS Ryan	1	1																
CHANTRA Somkiat	1		1															

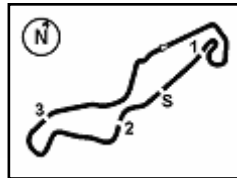
18/04/2026

These data/results cannot be reproduced, stored and/or transmitted in whole or in part by any manner of electronic, mechanical, photocopying, recording, broadcasting or otherwise now known or herein after developed without the previous express consent by the copyright owner, except for reproduction in daily press and regular printed publications on sale to the public within 60 days of the event related to those data/results and always provided that copyright symbol appears together as follows below.

© DORNA WSBK ORGANIZATION Srl 2026

FICR PERUGIA TIMING





Pirelli Dutch Round, 17-19 April 2026

Teams Standings

	February 22 PHILIP ISLAND	March 29 PORTIMAO	April 19 ASSEN	May 3 BALATON	May 17 MOST	May 31 ARAGON	June 14 MISANO	July 12 DONINGTON	September 6 MAGNY-COURS	September 27 CREMONA	October 11 ESTORIL	October 18 JEREZ		
13 Superbike Advocates	6 [-231]													
BRIDEWELL Thomas	6	3	3											
14 Motoxracing WorldSBK Team	1 [-236]													
SOFUOGLU Bahattin	1	1												

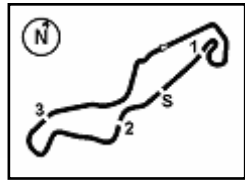
18/04/2026

These data/results cannot be reproduced, stored and/or transmitted in whole or in part by any manner of electronic, mechanical, photocopying, recording, broadcasting or otherwise now known or herein after developed without the previous express consent by the copyright owner, except for reproduction in daily press and regular printed publications on sale to the public within 60 days of the event related to those data/results and always provided that copyright symbol appears together as follows below.

© DORNA WSBK ORGANIZATION Srl 2026

FICR PERUGIA TIMING





	February 22 PHILLIP ISLAND	March 29 PORTIMAO	April 19 ASSEN	May 3 BALATON	May 17 MOST	May 31 ARAGON	June 14 MISANO	July 12 DONINGTON	September 6 MAGNY-COURS	September 27 CREMONA	October 11 ESTORIL	October 18 JEREZ							
Referent Teams																			
1 Aruba.it Racing - Ducati	237																		
BULEGA Nicolo	149	25 12	25 12	25															
LECUONA Iker	88	10 8 1	20 20 9	20															
2 bimota by Kawasaki Racing Team	123 [-114]																		
BASSANI Axel	64	13 9	20 8	8 2	8 4														
LOWES Alex	59	9 7	13 6	13 6	11														
3 ROKiT BMW Motorrad WorldSBK Team	96 [-141]																		
OLIVEIRA Miguel	65	8 9	16 7	16 9															
PETRUCCI Danilo	31	6 10	6 9																
4 Pata Maxus Yamaha	56 [-181]																		
LOCATELLI Andrea	35	3 11	4 7	10															
VIERGE Xavi	21		10 3	2 6															
5 Kawasaki WorldSBK Team	24 [-213]																		
GERLOFF Garrett	24	5 4	6 9																
6 GYTR GRT Yamaha WorldSBK Team	21 [-216]																		
GARDNER Remy	14		3 3	6 2															
MANZI Stefano	7		2	5															
7 Honda HRC	13 [-224]																		
NAGASHIMA Tetsuta	7	2 5																	
REA Jonathan	4			4															
VICKERS Ryan	1	1																	
CHANTRA Somkiat	1			1															

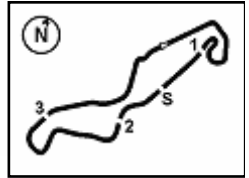
18/04/2026

These data/results cannot be reproduced, stored and/or transmitted in whole or in part by any manner of electronic, mechanical, photocopying, recording, broadcasting or otherwise now known or herein after developed without the previous express consent by the copyright owner, except for reproduction in daily press and regular printed publications on sale to the public within 60 days of the event related to those data/results and always provided that copyright symbol appears together as follows below.

© DORNA WSBK ORGANIZATION Srl 2026

FICR PERUGIA TIMING





Pirelli Dutch Round, 17-19 April 2026

Teams Standings

	February 22 PHILIP ISLAND	March 29 PORTIMAO	April 19 ASSEN	May 3 BALATON	May 17 MOST	May 31 ARAGON	June 14 MISANO	July 12 DONINGTON	September 6 MAGNY-COURS	September 27 CREMONA	October 11 ESTORIL	October 18 JEREZ		
--	------------------------------	----------------------	-------------------	------------------	----------------	------------------	-------------------	----------------------	----------------------------	-------------------------	-----------------------	---------------------	--	--

Independent Teams

1 Barni Spark Racing Team															75	
BAUTISTA Alvaro	40	16 3	7 1	13												
MONTELLA Yari	35	20 6	4	5												
2 ELF Marc VDS Racing Team															59 [-16]	
LOWES Sam	59	11 5	11 5	16												
3 Team Goeleven															48 [-27]	
BALDASSARRI Lorenzo	48	16 2	7 10	5 8												
4 MGM Optical Express Racing															26 [-49]	
MACKENZIE Tarran	26	4 13	2	7												
5 Motocorsa Racing															13 [-62]	
SURRA Alberto	13	7 4	1	1												
6 Motoxracing WorldSBK Team															1 [-74]	
SOFUOGLU Bahattin	1	1														

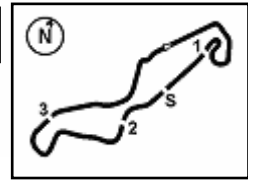
18/04/2026

These data/results cannot be reproduced, stored and/or transmitted in whole or in part by any manner of electronic, mechanical, photocopying, recording, broadcasting or otherwise now known or herein after developed without the previous express consent by the copyright owner, except for reproduction in daily press and regular printed publications on sale to the public within 60 days of the event related to those data/results and always provided that copyright symbol appears together as follows below.

© DORNA WSBK ORGANIZATION Srl 2026

FICR PERUGIA TIMING





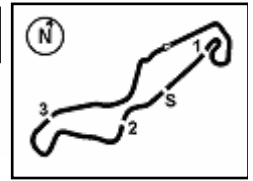
Pirelli Dutch Round, 17-19 April 2026
Pirelli Best Lap Award

	Points	Points From First	Points From Previous	February 22 PHILLIP ISLAND	March 29 PORTIMAO	April 19 ASSEN	May 3 BALATON	May 17 MOST	May 31 ARAGON	June 14 MISANO	July 12 DONINGTON	September 6 MAGNY-COURS	September 27 CREMONA	October 11 ESTORIL	October 18 JEREZ			
1 BULEGA Nicolo (ITA)	4			1 1	1	1												
2 LECUONA Iker (ESP)	1	3			1													

18/04/2026 First Line: Race 1 & 2

These data/results cannot be reproduced, stored and/or transmitted in whole or in part by any manner of electronic, mechanical, photocopying, recording, broadcasting or otherwise now known or herein after developed without the previous express consent by the copyright owner, except for reproduction in daily press and regular printed publications on sale to the public within 60 days of the event related to those data/results and always provided that copyright symbol appears together as follows below.

© DORNA WSBK ORGANIZATION Srl 2026



Pirelli Dutch Round, 17-19 April 2026

Best Finish Award Race 1

Points	Points From First	Points From Previous	February 22		March 29		April 19		May 3		May 17		May 31		June 14		July 12		September 6		September 27		October 11		October 18		
			PHILLIP ISLAND	PHILLIP ISLAND	PORTIMAO	PORTIMAO	ASSEN	ASSEN	BALATON	BALATON	MOST	MOST	ARAGON	ARAGON	MISANO	MISANO	DONINGTON	DONINGTON	MAGNY-COURS	MAGNY-COURS	CREMONA	CREMONA	ESTORIL	ESTORIL	JEREZ	JEREZ	
1	OLIVEIRA	34	<u>13</u>	<u>14</u>	1	6																					
	Miguel (POR)		8	7	3	7																					
2	LOCATELLI	21	2	10	2	5	2																				
	Andrea (ITA)	13	13	5	12	9	6																				
3	MACKENZIE	15	9	1	5																						
	Tarran (GBR)	19	4	14	9																						
4	MANZI	11	4	6	1																						
	Stefano (ITA)	23	14	11	19																						
5	LECUONA	9	7	1	1																						
	Iker (ESP)	25	6	8	2																						
6	NAGASHIMA	9	3	6																							
	Tetsuta (JPN)	25	14	11																							
7	BALDASSARRI	9	4	4	1																						
	Lorenzo (ITA)	25	3	6	8																						
8	BAUTISTA	9	4	2	3																						
	Alvaro (ESP)	25	3	9	4																						
9	BASSANI	8	1	2	5																						
	Axel (ITA)	26	4	8	12																						
10	PETRUCCI	8	4	4																							
	Danilo (ITA)	26	6	7																							
11	SOFUOGLU	8	3	4	1																						
	Bahattin (TUR)	26	16	15	20																						
12	BRIDEWELL	7		<u>7</u>																							
	Thomas (GBR)	27		13																							
13	REA	7		6	1																						
	Jonathan (GBR)	27		12	17																						
14	GERLOFF	6		<u>6</u>																							
	Garrett (USA)	28		7																							
15	CHANTRA	5	1	4																							
	Somkiat (THA)	29	18	15																							
16	LOWES	4	3	1																							
	Alex (GBR)	30	4	5																							
17	RATO	4	3	1																							
	Mattia (ITA)	30	17	21																							
18	GARDNER	3	1	2																							
	Remy (AUS)	31	13	10																							
19	SURRA	2	1	1																							
	Alberto (ITA)	32	9	15																							
20	MONTELLA	1		1																							
	Yari (ITA)	33		11																							
21	SMITS	1		1																							
	Twan (NED)	33		21																							
22	VICKERS	1	1																								
	Ryan (GBR)	33	15																								

18/04/2026 First Line: Gained Positions - Second Line: Race Position - Underline: Best Finisher

These data/results cannot be reproduced, stored and/or transmitted in whole or in part by any manner of electronic, mechanical, photocopying, recording, broadcasting or otherwise now known or herein after developed without the previous express consent by the copyright owner, except for reproduction in daily press and regular printed publications on sale to the public within 60 days of the event related to those data/results and always provided that copyright symbol appears together as follows below.

© DORNA WSBK ORGANIZATION Srl 2026

Pirelli Dutch Round, 17-19 April 2026

Best Sectors & Speed Race 1

RESULTS			
1	11 N. BULEGA	Ducati Panigale V4R	Laps 21
2	7 I. LECUONA	Ducati Panigale V4R	1.618
3	14 S. LOWES	Ducati Panigale V4R	2.923
4	19 A. BAUTISTA	Ducati Panigale V4R	6.376
5	22 A. LOWES	bimota KB998 Rimini	11.775
6	55 A. LOCATELLI	Yamaha YZF R1	17.167
7	88 M. OLIVEIRA	BMW M 1000 RR	18.163
8	34 L. BALDASSARRI	Ducati Panigale V4R	18.550
9	95 T. MACKENZIE	Ducati Panigale V4R	18.591
10	97 X. VIERGE	Yamaha YZF R1	18.779
11	5 Y. MONTELLA	Ducati Panigale V4R	18.928
12	47 A. BASSANI	bimota KB998 Rimini	19.198
13	46 T. BRIDEWELL	Ducati Panigale V4R	20.971
14	87 R. GARDNER	Yamaha YZF R1	22.646
15	67 A. SURRA	Ducati Panigale V4R	23.884
16	31 G. GERLOFF	Kawasaki ZX-10RR	25.213
17	65 J. REA	Honda CBR1000RR-R SP	41.459
18	9 D. PETRUCCI	BMW M 1000 RR	44.126
19	62 S. MANZI	Yamaha YZF R1	50.165
20	54 B. SOFUOGLU	Yamaha YZF R1	50.730
21	85 T. SMITS	Yamaha YZF R1	51.822
22	13 M. RATO	Yamaha YZF R1	52.858

SPEED			
1	88 M. OLIVEIRA	BMW M 1000 RR	300,8
2	5 Y. MONTELLA	Ducati Panigale V4R	299,2
3	46 T. BRIDEWELL	Ducati Panigale V4R	296,7
4	67 A. SURRA	Ducati Panigale V4R	295,9
5	31 G. GERLOFF	Kawasaki ZX-10RR	295,9
6	34 L. BALDASSARRI	Ducati Panigale V4R	295,9
7	97 X. VIERGE	Yamaha YZF R1	295,1
8	7 I. LECUONA	Ducati Panigale V4R	295,1
9	95 T. MACKENZIE	Ducati Panigale V4R	294,3
10	11 N. BULEGA	Ducati Panigale V4R	293,5
11	87 R. GARDNER	Yamaha YZF R1	293,5
12	47 A. BASSANI	bimota KB998 Rimini	292,7
13	62 S. MANZI	Yamaha YZF R1	292,7
14	19 A. BAUTISTA	Ducati Panigale V4R	292,7
15	9 D. PETRUCCI	BMW M 1000 RR	291,9
16	14 S. LOWES	Ducati Panigale V4R	291,1
17	65 J. REA	Honda CBR1000RR-R SP	290,3
18	55 A. LOCATELLI	Yamaha YZF R1	289,5
19	22 A. LOWES	bimota KB998 Rimini	289,5
20	54 B. SOFUOGLU	Yamaha YZF R1	288,0
21	85 T. SMITS	Yamaha YZF R1	286,5
22	13 M. RATO	Yamaha YZF R1	285,0

SEG. 1		SEG. 2		SEG. 3		SEG. 4		
1	11 N. BULEGA	30.807	1	11 N. BULEGA	14.599	1	11 N. BULEGA	21.428
2	7 I. LECUONA	30.813	2	7 I. LECUONA	14.621	2	14 S. LOWES	21.449
3	14 S. LOWES	30.961	3	22 A. LOWES	14.640	3	7 I. LECUONA	21.521
4	19 A. BAUTISTA	31.020	4	14 S. LOWES	14.667	4	9 D. PETRUCCI	21.583
5	95 T. MACKENZIE	31.027	5	19 A. BAUTISTA	14.671	5	95 T. MACKENZIE	21.605
6	55 A. LOCATELLI	31.033	6	47 A. BASSANI	14.674	6	34 L. BALDASSARRI	21.631
7	22 A. LOWES	31.041	7	95 T. MACKENZIE	14.702	7	55 A. LOCATELLI	21.640
8	67 A. SURRA	31.070	8	46 T. BRIDEWELL	14.733	8	62 S. MANZI	21.644
9	9 D. PETRUCCI	31.075	9	31 G. GERLOFF	14.738	9	5 Y. MONTELLA	21.665
10	88 M. OLIVEIRA	31.078	10	34 L. BALDASSARRI	14.743	10	47 A. BASSANI	21.678
11	97 X. VIERGE	31.139	11	87 R. GARDNER	14.760	11	95 T. MACKENZIE	21.695
12	46 T. BRIDEWELL	31.185	12	88 M. OLIVEIRA	14.761	12	87 R. GARDNER	21.698
13	5 Y. MONTELLA	31.201	13	97 X. VIERGE	14.770	13	31 G. GERLOFF	21.704
14	34 L. BALDASSARRI	31.222	14	5 Y. MONTELLA	14.771	14	97 X. VIERGE	21.708
15	65 J. REA	31.263	15	55 A. LOCATELLI	14.805	15	9 D. PETRUCCI	21.742
16	87 R. GARDNER	31.265	16	62 S. MANZI	14.839	16	88 M. OLIVEIRA	21.744
17	31 G. GERLOFF	31.284	17	9 D. PETRUCCI	14.844	17	67 A. SURRA	21.748
18	62 S. MANZI	31.291	18	67 A. SURRA	14.845	18	46 T. BRIDEWELL	21.753
19	47 A. BASSANI	31.312	19	65 J. REA	14.930	19	54 B. SOFUOGLU	21.862
20	54 B. SOFUOGLU	31.345	20	54 B. SOFUOGLU	14.958	20	65 J. REA	21.898
21	13 M. RATO	31.482	21	13 M. RATO	15.095	21	13 M. RATO	21.973
22	85 T. SMITS	31.532	22	85 T. SMITS	15.096	22	85 T. SMITS	22.084

18/04/2026

These data/results cannot be reproduced, stored and/or transmitted in whole or in part by any manner of electronic, mechanical, photocopying, recording, broadcasting or otherwise now known or herein after developed without the previous express consent by the copyright owner, except for reproduction in daily press and regular printed publications on sale to the public within 60 days of the event related to those data/results and always provided that copyright symbol appears together as follows below.

© DORNA WSBK ORGANIZATION Srl 2026

Pirelli Dutch Round, 17-19 April 2026

Lap Chart Race 1

1 / 4

Lap																					
	1	2	3	4	5	6	7	8	9	10	11	12	13	14	15	16	17	18	19	20	21
1	7	11	11	11	11	11	11	11	11	11	11	11	11	11	7	7	7	7	11	11	11
2	11	7	7	7	7	7	7	7	7	7	7	7	7	7	11	11	11	11	7	7	7
3	14	14	14	14	14	14	14	14	14	14	14	14	14	14	14	14	14	14	14	14	14
4	22	19	19	19	19	19	19	19	19	19	19	19	19	19	19	19	19	19	19	19	19
5	19	22	22	22	22	22	22	22	22	22	22	22	22	22	22	22	22	22	22	22	22
6	55	9	9	9	55	55	55	55	55	55	55	55	55	55	95	95	5	5	55	55	55
7	9	55	55	55	97	97	97	97	97	95	95	95	95	95	88	5	55	55	95	88	88
8	97	97	97	97	88	88	88	95	95	97	97	97	88	88	55	55	95	95	88	95	34
9	95	95	88	88	95	95	95	88	88	88	34	88	97	97	97	88	88	88	97	97	95
10	87	88	95	95	87	87	34	34	34	34	88	5	5	5	88	97	97	5	34	97	
11	5	87	87	87	34	34	5	5	5	5	34	34	34	34	34	34	34	34	5	5	
12	88	5	5	34	5	5	67	67	67	67	67	67	67	67	67	47	47	47	47	47	47
13	47	34	34	5	67	67	47	47	47	47	47	47	47	47	47	46	46	46	46	46	46
14	34	67	67	67	47	47	46	46	46	46	46	46	46	46	46	67	67	67	87	87	87
15	67	47	47	47	46	46	31	31	31	31	31	31	31	31	87	87	87	87	67	67	67
16	31	31	31	46	31	31	87	87	87	87	87	87	87	87	31	31	31	31	31	31	31
17	46	46	46	31	65	65	54	54	65	65	65	65	65	65	65	65	65	65	65	65	65
18	62	62	62	65	54	54	65	65	54	54	62	65	54	54	54	54	9	9	9	9	9
19	65	65	65	54	62	62	62	62	62	62	54	54	62	62	62	62	54	62	62	62	62
20	54	54	54	62	13	13	13	13	85	85	85	85	13	9	9	9	62	54	54	54	54
21	85	13	13	13	85	85	85	13	13	13	13	13	85	13	13	13	13	13	85	85	85
22	13	85	85	85	9	9	9	9	9	9	9	9	9	85	85	85	85	85	13	13	13

Final Result		
1	11 N. BULEGA	Laps 21
2	7 I. LECUONA	1.618
3	14 S. LOWES	2.923
4	19 A. BAUTISTA	6.376
5	22 A. LOWES	11.775
6	55 A. LOCATELLI	17.167
7	88 M. OLIVEIRA	18.163
8	34 L. BALDASSARRI	18.550
9	95 T. MACKENZIE	18.591
10	97 X. VIERGE	18.779
11	5 Y. MONTELLA	18.928
12	47 A. BASSANI	19.198
13	46 T. BRIDEWELL	20.971
14	87 R. GARDNER	22.646
15	67 A. SURRA	23.884
16	31 G. GERLOFF	25.213
17	65 J. REA	41.459
18	9 D. PETRUCCI	44.126
19	62 S. MANZI	50.165
20	54 B. SOFUOGLU	50.730
21	85 T. SMITS	51.822
22	13 M. RATO	52.858

18/04/2026

These data/results cannot be reproduced, stored and/or transmitted in whole or in part by any manner of electronic, mechanical, photocopying, recording, broadcasting or otherwise now known or herein after developed without the previous express consent by the copyright owner, except for reproduction in daily press and regular printed publications on sale to the public within 60 days of the event related to those data/results and always provided that copyright symbol appears together as follows below.

© DORNA WSBK ORGANIZATION Srl 2026

Pirelli Dutch Round, 17-19 April 2026

Lap Chart Race 1

2 / 4

Lap 1			Lap 4			Lap 7			Lap 10		
1	7	I.Lecuona 1'38.149	1	11	N.Bulega 6'19.415	1	11	N.Bulega 11'00.396	1	11	N.Bulega 15'41.825
2	11	N.Bulega 0.253	2	7	I.Lecuona 0.370	2	7	I.Lecuona 0.588	2	7	I.Lecuona 0.518
3	14	S.Lowes 0.599	3	14	S.Lowes 1.177	3	14	S.Lowes 1.886	3	14	S.Lowes 2.601
4	22	A.Lowes 1.603	4	19	A.Bautista 3.485	4	19	A.Bautista 5.576	4	19	A.Bautista 7.262
5	19	A.Bautista 1.633	5	22	A.Lowes 3.783	5	22	A.Lowes 5.801	5	22	A.Lowes 7.833
6	55	A.Locatelli 1.797	6	9	D.Petrucci 4.381	6	55	A.Locatelli 7.463	6	55	A.Locatelli 10.355
7	9	D.Petrucci 1.973	7	55	A.Locatelli 4.875	7	97	X.Vierge 7.673	7	95	T.Mackenzie 10.944
8	97	X.Vierge 2.061	8	97	X.Vierge 5.010	8	88	M.Oliveira 7.833	8	97	X.Vierge 10.982
9	95	T.Mackenzie 2.367	9	88	M.Oliveira 5.176	9	95	T.Mackenzie 8.237	9	88	M.Oliveira 11.341
10	87	R.Gardner 2.684	10	95	T.Mackenzie 5.356	10	34	L.Baldassarri 9.183	10	34	L.Baldassarri 11.446
11	5	Y.Montella 2.742	11	87	R.Gardner 5.723	11	5	Y.Montella 9.363	11	5	Y.Montella 11.975
12	88	M.Oliveira 2.800	12	34	L.Baldassarri 6.181	12	67	A.Surra 10.206	12	67	A.Surra 13.904
13	47	A.Bassani 2.988	13	5	Y.Montella 6.414	13	47	A.Bassani 10.677	13	47	A.Bassani 14.474
14	34	L.Baldassarri 3.111	14	67	A.Surra 6.649	14	46	T.Bridewell 10.925	14	46	T.Bridewell 14.695
15	67	A.Surra 3.190	15	47	A.Bassani 6.989	15	31	G.Gerloff 11.063	15	31	G.Gerloff 15.095
16	31	G.Gerloff 3.437	16	46	T.Bridewell 7.206	16	87	R.Gardner 11.504	16	87	R.Gardner 15.319
17	46	T.Bridewell 3.815	17	31	G.Gerloff 7.447	17	54	B.Sofuoglu 14.651	17	65	J.Rea 20.318
18	62	S.Manzi 4.132	18	65	J.Rea 8.646	18	65	J.Rea 14.817	18	54	B.Sofuoglu 20.486
19	65	J.Rea 4.336	19	54	B.Sofuoglu 9.130	19	62	S.Manzi 16.008	19	62	S.Manzi 20.568
20	54	B.Sofuoglu 4.584	20	62	S.Manzi 9.310	20	13	M.Rato 20.581	20	85	T.Smits 29.883
21	85	T.Smits 4.845	21	13	M.Rato 11.880	21	85	T.Smits 20.832	21	13	M.Rato 30.156
22	13	M.Rato 4.989	22	85	T.Smits 12.232	22	9	D.Petrucci 32.191	22	9	D.Petrucci 36.018

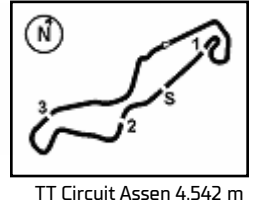
Lap 2			Lap 5			Lap 8			Lap 11		
1	11	N.Bulega 3'12.266	1	11	N.Bulega 7'53.244	1	11	N.Bulega 12'34.109	1	11	N.Bulega 17'15.680
2	7	I.Lecuona 0.192	2	7	I.Lecuona 0.363	2	7	I.Lecuona 0.611	2	7	I.Lecuona 0.633
3	14	S.Lowes 0.620	3	14	S.Lowes 1.227	3	14	S.Lowes 2.223	3	14	S.Lowes 3.173
4	19	A.Bautista 2.032	4	19	A.Bautista 3.829	4	19	A.Bautista 6.353	4	19	A.Bautista 7.713
5	22	A.Lowes 2.306	5	22	A.Lowes 4.231	5	22	A.Lowes 6.681	5	22	A.Lowes 8.356
6	9	D.Petrucci 2.740	6	55	A.Locatelli 5.568	6	55	A.Locatelli 8.430	6	55	A.Locatelli 11.517
7	55	A.Locatelli 2.802	7	97	X.Vierge 5.673	7	97	X.Vierge 8.583	7	95	T.Mackenzie 11.928
8	97	X.Vierge 2.866	8	88	M.Oliveira 6.099	8	95	T.Mackenzie 9.045	8	97	X.Vierge 12.158
9	95	T.Mackenzie 3.039	9	95	T.Mackenzie 6.634	9	88	M.Oliveira 9.315	9	34	L.Baldassarri 12.536
10	88	M.Oliveira 3.260	10	87	R.Gardner 6.786	10	34	L.Baldassarri 10.151	10	88	M.Oliveira 12.763
11	87	R.Gardner 3.377	11	34	L.Baldassarri 6.906	11	5	Y.Montella 10.354	11	5	Y.Montella 13.153
12	5	Y.Montella 3.754	12	5	Y.Montella 7.274	12	67	A.Surra 11.558	12	67	A.Surra 15.228
13	34	L.Baldassarri 4.195	13	67	A.Surra 7.595	13	47	A.Bassani 11.881	13	47	A.Bassani 15.788
14	67	A.Surra 4.317	14	47	A.Bassani 7.949	14	46	T.Bridewell 12.038	14	46	T.Bridewell 15.998
15	47	A.Bassani 4.567	15	46	T.Bridewell 8.210	15	31	G.Gerloff 12.212	15	31	G.Gerloff 16.436
16	31	G.Gerloff 4.694	16	31	G.Gerloff 8.408	16	87	R.Gardner 12.589	16	87	R.Gardner 16.626
17	46	T.Bridewell 4.901	17	65	J.Rea 10.326	17	54	B.Sofuoglu 16.429	17	65	J.Rea 22.316
18	62	S.Manzi 5.225	18	54	B.Sofuoglu 10.859	18	65	J.Rea 16.708	18	62	S.Manzi 22.392
19	65	J.Rea 5.404	19	62	S.Manzi 10.994	19	62	S.Manzi 17.844	19	54	B.Sofuoglu 22.630
20	54	B.Sofuoglu 5.958	20	13	M.Rato 14.410	20	13	M.Rato 23.665	20	85	T.Smits 32.945
21	13	M.Rato 6.729	21	85	T.Smits 14.736	21	85	T.Smits 23.904	21	13	M.Rato 33.021
22	85	T.Smits 7.079	22	9	D.Petrucci 26.019	22	9	D.Petrucci 33.571	22	9	D.Petrucci 37.498

Lap 3			Lap 6			Lap 9			Lap 12		
1	11	N.Bulega 4'45.731	1	11	N.Bulega 9'26.585	1	11	N.Bulega 14'07.926	1	11	N.Bulega 18'49.559
2	7	I.Lecuona 0.463	2	7	I.Lecuona 0.695	2	7	I.Lecuona 0.531	2	7	I.Lecuona 0.923
3	14	S.Lowes 1.019	3	14	S.Lowes 1.611	3	14	S.Lowes 2.426	3	14	S.Lowes 3.598
4	19	A.Bautista 2.740	4	19	A.Bautista 4.856	4	19	A.Bautista 6.772	4	19	A.Bautista 8.206
5	22	A.Lowes 3.093	5	22	A.Lowes 5.075	5	22	A.Lowes 7.291	5	22	A.Lowes 8.888
6	9	D.Petrucci 3.697	6	55	A.Locatelli 6.744	6	55	A.Locatelli 9.509	6	55	A.Locatelli 12.705
7	55	A.Locatelli 3.916	7	97	X.Vierge 7.002	7	97	X.Vierge 9.632	7	95	T.Mackenzie 12.826
8	97	X.Vierge 4.125	8	88	M.Oliveira 7.224	8	95	T.Mackenzie 9.776	8	97	X.Vierge 13.133
9	88	M.Oliveira 4.586	9	95	T.Mackenzie 7.771	9	88	M.Oliveira 10.309	9	88	M.Oliveira 13.654
10	95	T.Mackenzie 4.682	10	87	R.Gardner 8.284	10	34	L.Baldassarri 10.867	10	5	Y.Montella 14.119
11	87	R.Gardner 4.787	11	34	L.Baldassarri 8.385	11	5	Y.Montella 11.156	11	34	L.Baldassarri 14.342
12	5	Y.Montella 5.070	12	5	Y.Montella 8.676	12	67	A.Surra 12.759	12	67	A.Surra 16.612
13	34	L.Baldassarri 5.178	13	67	A.Surra 9.008	13	47	A.Bassani 13.263	13	47	A.Bassani 16.948
14	67	A.Surra 5.712	14	47	A.Bassani 9.531	14	46	T.Bridewell 13.759	14	46	T.Bridewell 17.259
15	47	A.Bassani 6.095	15	46	T.Bridewell 9.601	15	31	G.Gerloff 13.957	15	31	G.Gerloff 17.767
16	31	G.Gerloff 6.233	16	31	G.Gerloff 9.756	16	87	R.Gardner 13.991	16	87	R.Gardner 18.043
17	46	T.Bridewell 6.476	17	65	J.Rea 12.755	17	65	J.Rea 18.422	17	62	S.Manzi 24.069
18	62	S.Manzi 6.733	18	54	B.Sofuoglu 12.876	18	54	B.Sofuoglu 18.597	18	65	J.Rea 24.470
19	65	J.Rea 7.168	19	62	S.Manzi 13.957	19	62	S.Manzi 19.217	19	54	B.Sofuoglu 24.605
20	54	B.Sofuoglu 7.626	20	13	M.Rato 17.608	20	85	T.Smits 27.073	20	85	T.Smits 35.752
21	13	M.Rato 9.277	21	85	T.Smits 17.887	21	13	M.Rato 27.108	21	13	M.Rato 35.884
22	85	T.Smits 9.936	22	9	D.Petrucci 31.067	22	9	D.Petrucci 34.678	22	9	D.Petrucci 38.809

18/04/2026

These data/results cannot be reproduced, stored and/or transmitted in whole or in part by any manner of electronic, mechanical, photocopying, recording, broadcasting or otherwise now known or herein after developed without the previous express consent by the copyright owner, except for reproduction in daily press and regular printed publications on sale to the public within 60 days of the event related to those data/results and always provided that copyright symbol appears together as follows below.

© DORNA WSBK ORGANIZATION Srl 2026



Pirelli Dutch Round, 17-19 April 2026

Lap Chart Race 1

Lap 13		
1	11 N.Bulega	20'23.538
2	7 I.Lecuona	1.103
3	14 S.Lowes	3.863
4	19 A.Bautista	8.535
5	22 A.Lowes	9.192
6	55 A.Locatelli	13.541
7	95 T.Mackenzie	13.806
8	88 M.Oliveira	14.524
9	97 X.Vierge	14.722
10	5 Y.Montella	14.824
11	34 L.Baldassarri	15.473
12	67 A.Surra	17.917
13	47 A.Bassani	18.128
14	46 T.Bridewell	18.547
15	31 G.Gerloff	18.787
16	87 R.Gardner	19.272
17	65 J.Rea	26.771
18	54 B.Sofuoglu	26.872
19	62 S.Manzi	28.823
20	13 M.Rato	38.739
21	85 T.Smits	38.915
22	9 D.Petrucci	39.641

Lap 16		
1	7 I.Lecuona	25'16.647
2	11 N.Bulega	0.461
3	14 S.Lowes	1.322
4	19 A.Bautista	3.393
5	22 A.Lowes	6.766
6	95 T.Mackenzie	11.439
7	5 Y.Montella	11.646
8	55 A.Locatelli	12.131
9	97 X.Vierge	12.424
10	88 M.Oliveira	12.495
11	34 L.Baldassarri	12.733
12	47 A.Bassani	16.446
13	46 T.Bridewell	17.213
14	67 A.Surra	17.430
15	87 R.Gardner	18.338
16	31 G.Gerloff	18.991
17	65 J.Rea	33.293
18	54 B.Sofuoglu	36.532
19	62 S.Manzi	37.401
20	9 D.Petrucci	39.109
21	13 M.Rato	42.012
22	85 T.Smits	42.882

Lap 19		
1	11 N.Bulega	30'03.354
2	7 I.Lecuona	0.552
3	14 S.Lowes	1.180
4	19 A.Bautista	4.203
5	22 A.Lowes	9.526
6	55 A.Locatelli	14.421
7	95 T.Mackenzie	15.176
8	88 M.Oliveira	15.253
9	97 X.Vierge	15.369
10	5 Y.Montella	15.640
11	34 L.Baldassarri	15.655
12	47 A.Bassani	16.241
13	46 T.Bridewell	17.480
14	87 R.Gardner	19.270
15	67 A.Surra	19.600
16	31 G.Gerloff	21.794
17	65 J.Rea	37.376
18	9 D.Petrucci	41.287
19	62 S.Manzi	45.738
20	54 B.Sofuoglu	45.929
21	85 T.Smits	47.907
22	13 M.Rato	48.046

Lap 14		
1	11 N.Bulega	21'57.745
2	7 I.Lecuona	1.988
3	14 S.Lowes	5.262
4	19 A.Bautista	8.909
5	22 A.Lowes	10.507
6	55 A.Locatelli	15.041
7	95 T.Mackenzie	15.329
8	88 M.Oliveira	15.834
9	97 X.Vierge	16.040
10	5 Y.Montella	16.358
11	34 L.Baldassarri	16.823
12	67 A.Surra	19.872
13	47 A.Bassani	19.987
14	46 T.Bridewell	20.698
15	31 G.Gerloff	21.526
16	87 R.Gardner	21.729
17	65 J.Rea	32.179
18	54 B.Sofuoglu	32.735
19	62 S.Manzi	33.284
20	9 D.Petrucci	42.558
21	13 M.Rato	43.142
22	85 T.Smits	44.192

Lap 17		
1	7 I.Lecuona	26'53.235
2	11 N.Bulega	0.220
3	14 S.Lowes	0.494
4	19 A.Bautista	3.173
5	22 A.Lowes	7.583
6	5 Y.Montella	11.719
7	55 A.Locatelli	11.971
8	95 T.Mackenzie	12.011
9	88 M.Oliveira	12.424
10	97 X.Vierge	12.612
11	34 L.Baldassarri	12.999
12	47 A.Bassani	15.373
13	46 T.Bridewell	16.435
14	67 A.Surra	16.971
15	87 R.Gardner	17.876
16	31 G.Gerloff	19.372
17	65 J.Rea	34.367
18	9 D.Petrucci	39.384
19	54 B.Sofuoglu	39.722
20	62 S.Manzi	39.773
21	13 M.Rato	43.245
22	85 T.Smits	44.085

Lap 20		
1	11 N.Bulega	31'38.005
2	7 I.Lecuona	0.838
3	14 S.Lowes	1.639
4	19 A.Bautista	5.063
5	22 A.Lowes	10.539
6	55 A.Locatelli	15.476
7	88 M.Oliveira	16.502
8	95 T.Mackenzie	16.546
9	97 X.Vierge	16.706
10	34 L.Baldassarri	16.805
11	5 Y.Montella	16.880
12	47 A.Bassani	17.311
13	46 T.Bridewell	18.795
14	87 R.Gardner	20.758
15	67 A.Surra	21.272
16	31 G.Gerloff	23.363
17	65 J.Rea	39.264
18	9 D.Petrucci	42.441
19	62 S.Manzi	48.225
20	54 B.Sofuoglu	48.540
21	85 T.Smits	49.554
22	13 M.Rato	50.203

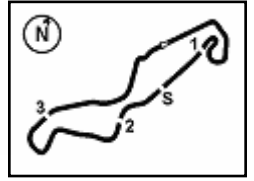
Lap 15		
1	7 I.Lecuona	23'38.348
2	11 N.Bulega	0.079
3	14 S.Lowes	2.587
4	19 A.Bautista	4.785
5	22 A.Lowes	7.353
6	95 T.Mackenzie	12.324
7	88 M.Oliveira	12.927
8	55 A.Locatelli	13.011
9	97 X.Vierge	13.171
10	5 Y.Montella	13.213
11	34 L.Baldassarri	13.811
12	67 A.Surra	18.362
13	47 A.Bassani	18.388
14	46 T.Bridewell	18.612
15	87 R.Gardner	19.527
16	31 G.Gerloff	19.708
17	65 J.Rea	33.051
18	54 B.Sofuoglu	34.514
19	62 S.Manzi	35.214
20	9 D.Petrucci	40.594
21	13 M.Rato	41.974
22	85 T.Smits	43.114

Lap 18		
1	7 I.Lecuona	28'28.848
2	11 N.Bulega	0.088
3	14 S.Lowes	0.230
4	19 A.Bautista	3.143
5	22 A.Lowes	8.050
6	5 Y.Montella	12.647
7	55 A.Locatelli	12.853
8	95 T.Mackenzie	12.913
9	88 M.Oliveira	13.099
10	97 X.Vierge	13.212
11	34 L.Baldassarri	13.517
12	47 A.Bassani	15.123
13	46 T.Bridewell	16.319
14	67 A.Surra	17.413
15	87 R.Gardner	17.932
16	31 G.Gerloff	19.712
17	65 J.Rea	35.553
18	9 D.Petrucci	39.964
19	62 S.Manzi	41.907
20	54 B.Sofuoglu	42.270
21	13 M.Rato	44.680
22	85 T.Smits	45.168

Lap 21		
1	11 N.Bulega	33'12.444
2	7 I.Lecuona	1.618
3	14 S.Lowes	2.923
4	19 A.Bautista	6.376
5	22 A.Lowes	11.775
6	55 A.Locatelli	17.167
7	88 M.Oliveira	18.163
8	34 L.Baldassarri	18.550
9	95 T.Mackenzie	18.591
10	97 X.Vierge	18.779
11	5 Y.Montella	18.928
12	47 A.Bassani	19.198
13	46 T.Bridewell	20.971
14	87 R.Gardner	22.646
15	67 A.Surra	23.884
16	31 G.Gerloff	25.213
17	65 J.Rea	41.459
18	9 D.Petrucci	44.126
19	62 S.Manzi	50.165
20	54 B.Sofuoglu	50.730
21	85 T.Smits	51.822
22	13 M.Rato	52.858

18/04/2026
 These data/results cannot be reproduced, stored and/or transmitted in whole or in part by any manner of electronic, mechanical, photocopying, recording, broadcasting or otherwise now known or herein after developed without the previous express consent by the copyright owner, except for reproduction in daily press and regular printed publications on sale to the public within 60 days of the event related to those data/results and always provided that copyright symbol appears together as follows below.
 © DORNA WSBK ORGANIZATION Srl 2026





Race Pace Comparison

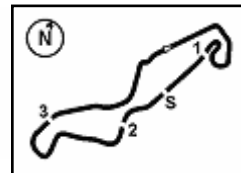
	11 Bul	7 Lec	14 SLo	19 Bau	22 ALo	55 Loc	88 Oli	34 Bal	95 Mac	97 Vie	5 Mon	47 Bas	46 Bri	87 Gar
1	1'38.402	1'38.149	1'38.748	1'39.782	1'39.752	1'39.946	1'40.949	1'41.260	1'40.516	1'40.210	1'40.891	1'41.137	1'41.964	1'40.833
2	1'33.864	1'34.309	1'34.138	1'34.516	1'34.820	1'35.122	1'34.577	1'35.201	1'34.789	1'34.922	1'35.129	1'35.696	1'35.203	1'34.810
3	1'33.465	1'33.736	1'33.864	1'34.173	1'34.252	1'34.579	1'34.791	1'34.448	1'35.108	1'34.724	1'34.781	1'34.993	1'35.040	1'34.875
4	1'33.684	1'33.591	1'33.842	1'34.429	1'34.374	1'34.643	1'34.274	1'34.687	1'34.358	1'34.569	1'35.028	1'34.578	1'34.414	1'34.620
5	1'33.829	1'33.822	1'33.879	1'34.173	1'34.277	1'34.522	1'34.752	1'34.554	1'35.107	1'34.492	1'34.689	1'34.789	1'34.833	1'34.892
6	1'33.341	1'33.673	1'33.725	1'34.368	1'34.185	1'34.517	1'34.466	1'34.820	1'34.478	1'34.670	1'34.743	1'34.923	1'34.732	1'34.839
7	1'33.811	1'33.704	1'34.086	1'34.531	1'34.537	1'34.530	1'34.420	1'34.609	1'34.277	1'34.482	1'34.498	1'34.957	1'35.135	1'37.031
8	1'33.713	1'33.736	1'34.050	1'34.490	1'34.593	1'34.680	1'35.195	1'34.681	1'34.521	1'34.623	1'34.704	1'34.917	1'34.826	1'34.798
9	1'33.817	1'33.737	1'34.020	1'34.236	1'34.427	1'34.896	1'34.811	1'34.533	1'34.548	1'34.866	1'34.619	1'35.199	1'35.538	1'35.219
10	1'33.899	1'33.886	1'34.074	1'34.389	1'34.441	1'34.745	1'34.931	1'34.478	1'35.067	1'35.249	1'34.718	1'35.110	1'34.835	1'35.227
11	1'33.855	1'33.970	1'34.427	1'34.306	1'34.378	1'35.017	1'35.277	1'34.945	1'34.839	1'35.031	1'35.033	1'35.169	1'35.158	1'35.162
12	1'33.879	1'34.169	1'34.304	1'34.372	1'34.411	1'35.067	1'34.770	1'35.685	1'34.777	1'34.854	1'34.845	1'35.039	1'35.140	1'35.296
13	1'33.979	1'34.159	1'34.244	1'34.308	1'34.283	1'34.815	1'34.849	1'35.110	1'34.959	1'35.568	1'34.684	1'35.159	1'35.267	1'35.208
14	1'34.207	1'35.092	1'35.606	1'34.581	1'35.522	1'35.707	1'35.517	1'35.557	1'35.730	1'35.525	1'35.741	1'36.066	1'36.358	1'36.664
15	1'40.682	1'38.615	1'37.928	1'36.479	1'37.449	1'38.573	1'37.696	1'37.591	1'37.598	1'37.734	1'37.458	1'39.004	1'38.517	1'38.401
16	1'38.681	1'38.299	1'37.034	1'36.907	1'37.712	1'37.419	1'37.867	1'37.221	1'37.414	1'37.552	1'36.732	1'36.357	1'36.900	1'37.110
17	1'36.347	1'36.588	1'35.760	1'36.368	1'37.405	1'36.428	1'36.517	1'36.854	1'37.160	1'36.776	1'36.661	1'35.515	1'35.810	1'36.126
18	1'35.481	1'35.613	1'35.349	1'35.583	1'36.080	1'36.495	1'36.288	1'36.131	1'36.515	1'36.213	1'36.541	1'35.363	1'35.497	1'35.669
19	1'34.418	1'35.058	1'35.456	1'35.566	1'35.982	1'36.074	1'36.660	1'36.644	1'36.769	1'36.663	1'37.499	1'35.624	1'35.667	1'35.844
20	1'34.651	1'34.937	1'35.110	1'35.511	1'35.664	1'35.706	1'35.900	1'35.801	1'36.021	1'35.988	1'35.891	1'35.721	1'35.966	1'36.139
21	1'34.439	1'35.219	1'35.723	1'35.752	1'35.675	1'36.130	1'36.100	1'36.184	1'36.484	1'36.512	1'36.487	1'36.326	1'36.615	1'36.327

	67 Sur	31 Ger	65 Rea	9 Pet	62 Man	54 Sof	85 Smi	13 Rat
1	1'41.339	1'41.586	1'42.485	1'40.122	1'42.281	1'42.733	1'42.994	1'43.138
2	1'35.244	1'35.374	1'35.185	1'34.884	1'35.210	1'35.491	1'36.351	1'35.857
3	1'34.860	1'35.004	1'35.229	1'34.422	1'34.973	1'35.133	1'36.322	1'36.013
4	1'34.621	1'34.898	1'35.162	1'34.368	1'36.261	1'35.188	1'35.980	1'36.287
5	1'34.775	1'34.790	1'35.509	1'55.467	1'35.513	1'35.558	1'36.333	1'36.359
6	1'34.754	1'34.689	1'35.770	1'38.389	1'36.304	1'35.358	1'36.492	1'36.539
7	1'35.009	1'35.118	1'35.873	1'34.935	1'35.862	1'35.586	1'36.756	1'36.784
8	1'35.065	1'34.862	1'35.604	1'35.093	1'35.549	1'35.491	1'36.785	1'36.797
9	1'35.018	1'35.562	1'35.531	1'34.924	1'35.190	1'35.985	1'36.986	1'37.260
10	1'35.044	1'35.037	1'35.795	1'35.239	1'35.250	1'35.788	1'36.709	1'36.947
11	1'35.179	1'35.196	1'35.853	1'35.335	1'35.679	1'35.999	1'36.917	1'36.720
12	1'35.263	1'35.210	1'36.033	1'35.190	1'35.556	1'35.854	1'36.686	1'36.742
13	1'35.284	1'34.999	1'36.280	1'34.811	1'38.733	1'36.246	1'37.142	1'36.834
14	1'36.162	1'36.946	1'39.615	1'37.124	1'38.668	1'40.070	1'39.484	1'38.610
15	1'39.093	1'38.785	1'41.475	1'38.639	1'42.533	1'42.382	1'39.525	1'39.435
16	1'37.367	1'37.582	1'38.541	1'36.814	1'40.486	1'40.317	1'38.067	1'38.337
17	1'36.129	1'36.969	1'37.662	1'36.863	1'38.960	1'39.778	1'37.791	1'37.821
18	1'36.055	1'35.953	1'36.799	1'36.193	1'37.747	1'38.161	1'36.696	1'37.048
19	1'36.693	1'36.588	1'36.329	1'35.829	1'38.337	1'38.165	1'37.245	1'37.872
20	1'36.323	1'36.220	1'36.539	1'35.805	1'37.138	1'37.262	1'36.298	1'36.808
21	1'37.051	1'36.289	1'36.634	1'36.124	1'36.379	1'36.629	1'36.707	1'37.094

18/04/2026

These data/results cannot be reproduced, stored and/or transmitted in whole or in part by any manner of electronic, mechanical, photocopying, recording, broadcasting or otherwise now known or herein after developed without the previous express consent by the copyright owner, except for reproduction in daily press and regular printed publications on sale to the public within 60 days of the event related to those data/results and always provided that copyright symbol appears together as follows below.

© DORNA WSBK ORGANIZATION Srl 2026



TT Circuit Assen 4.542 m

Pirelli Dutch Round, 17-19 April 2026

Chronological Analysis Race 1

Start at 15:30'12.029

1 / 5

1° 11 N. BULEGA [1'33.341]							
Lap	Seg1	Seg2	Seg3	Seg4	Lap Time	km/h	Local Time
1		14.754	26.527	21.704	1'38.402	289,5	15:31'50.431
2	30.807	14.701	26.747	21.609	1'33.864	291,1	15:33'24.295
3	30.836	14.618	26.481	21.530	1'33.465	289,5	15:34'57.760
4	30.937	14.697	26.552	21.498	1'33.684	287,2	15:36'31.444
5	31.013	14.641	26.640	21.535	1'33.829	288,8	15:38'05.273
6	30.818	14.604	26.491	21.428	1'33.341	288,0	15:39'38.614
7	30.983	14.611	26.617	21.600	1'33.811	285,7	15:41'12.425
8	30.884	14.687	26.635	21.507	1'33.713	287,2	15:42'46.138
9	30.979	14.599	26.691	21.548	1'33.817	285,7	15:44'19.955
10	31.062	14.639	26.690	21.508	1'33.899	287,2	15:45'53.854
11	31.060	14.606	26.670	21.519	1'33.855	285,7	15:47'27.709
12	31.122	14.653	26.652	21.452	1'33.879	287,2	15:49'01.588
13	31.054	14.739	26.690	21.496	1'33.979	287,2	15:50'35.567
14	31.044	14.684	26.700	21.779	1'34.207	288,8	15:52'09.774
15	31.346	15.480	29.639	24.217	1'40.682	290,3	15:53'50.456
16	32.279	15.409	28.232	22.761	1'38.681	288,8	15:55'29.137
17	31.327	15.089	27.419	22.512	1'36.347	288,8	15:57'05.484
18	31.340	14.877	26.977	22.287	1'35.481	293,5	15:58'40.965
19	31.247	14.809	26.728	21.634	1'34.418	288,8	16:00'15.383
20	31.113	14.802	26.855	21.881	1'34.651	288,8	16:01'50.034
21	31.150	14.819	26.872	21.598	1'34.439	287,2	16:03'24.473

Race Time 33'12.444

15	31.439	15.288	28.463	22.738	1'37.928	288,0	15:53'52.964
16	31.703	15.102	27.779	22.450	1'37.034	285,0	15:55'29.998
17	31.388	14.863	27.354	22.155	1'35.760	289,5	15:57'05.758
18	31.595	14.814	26.991	21.949	1'35.349	290,3	15:58'41.107
19	31.689	14.797	27.027	21.943	1'35.456	291,1	16:00'16.563
20	31.438	14.765	27.101	21.806	1'35.110	291,1	16:01'51.673
21	31.614	14.922	27.122	22.065	1'35.723	285,0	16:03'27.396

Race Time 33'15.367

2° 7 I. LECUONA [1'33.591]							
Lap	Seg1	Seg2	Seg3	Seg4	Lap Time	km/h	Local Time
1		14.839	26.598	21.601	1'38.149	286,5	15:31'50.178
2	30.813	14.797	26.997	21.702	1'34.309	288,0	15:33'24.487
3	30.905	14.740	26.551	21.540	1'33.736	291,9	15:34'58.223
4	30.885	14.677	26.580	21.449	1'33.591	291,9	15:36'31.814
5	30.920	14.621	26.592	21.689	1'33.822	293,5	15:38'05.636
6	30.902	14.722	26.525	21.524	1'33.673	293,5	15:39'39.309
7	30.815	14.663	26.556	21.670	1'33.704	291,9	15:41'13.013
8	30.874	14.694	26.600	21.568	1'33.736	290,3	15:42'46.749
9	30.908	14.681	26.619	21.529	1'33.737	291,9	15:44'20.486
10	30.970	14.730	26.636	21.550	1'33.886	293,5	15:45'54.372
11	30.965	14.670	26.655	21.680	1'33.970	293,5	15:47'28.342
12	31.106	14.706	26.649	21.708	1'34.169	294,3	15:49'02.511
13	30.982	14.779	26.677	21.721	1'34.159	294,3	15:50'36.670
14	31.025	14.731	26.817	22.519	1'35.092	294,3	15:52'11.762
15	31.157	15.265	28.811	23.382	1'38.615	290,3	15:53'50.377
16	31.625	15.473	28.370	22.831	1'38.299	289,5	15:55'28.676
17	31.369	15.199	27.473	22.547	1'36.588	288,8	15:57'05.264
18	31.345	14.943	27.008	22.317	1'35.613	289,5	15:58'40.877
19	31.459	14.893	26.954	21.752	1'35.058	288,8	16:00'15.935
20	31.166	14.807	26.956	22.008	1'34.937	295,1	16:01'50.872
21	31.204	14.851	27.107	22.057	1'35.219	292,7	16:03'26.091

Race Time 33'14.062

4° 19 A. BAUTISTA [1'34.173]							
Lap	Seg1	Seg2	Seg3	Seg4	Lap Time	km/h	Local Time
1		14.911	26.864	22.011	1'39.782	292,7	15:31'51.811
2	31.295	14.866	26.626	21.729	1'34.516	288,8	15:33'26.327
3	31.208	14.691	26.609	21.665	1'34.173	291,1	15:35'00.500
4	31.206	14.800	26.703	21.720	1'34.429	288,8	15:36'34.929
5	31.041	14.671	26.705	21.756	1'34.173	289,5	15:38'09.102
6	31.084	14.714	26.703	21.867	1'34.368	288,8	15:39'43.470
7	31.147	14.785	26.745	21.854	1'34.531	288,8	15:41'16.001
8	31.109	14.804	26.852	21.725	1'34.490	289,5	15:42'52.491
9	31.020	14.720	26.704	21.792	1'34.236	288,8	15:44'26.727
10	31.175	14.735	26.691	21.788	1'34.389	288,0	15:46'01.116
11	31.178	14.726	26.615	21.787	1'34.306	288,0	15:47'35.422
12	31.097	14.763	26.745	21.767	1'34.372	292,7	15:49'09.794
13	31.076	14.752	26.734	21.746	1'34.308	292,7	15:50'44.102
14	31.104	14.710	26.739	22.028	1'34.581	291,1	15:52'18.683
15	31.240	15.000	27.631	22.608	1'36.479	291,9	15:53'55.162
16	31.717	15.018	27.666	22.506	1'36.907	288,0	15:55'32.069
17	31.732	15.002	27.296	22.338	1'36.368	289,5	15:57'08.437
18	31.392	14.877	27.132	22.182	1'35.583	290,3	15:58'44.020
19	31.371	14.860	27.172	22.163	1'35.566	289,5	16:00'19.586
20	31.459	14.902	26.997	22.153	1'35.511	291,1	16:01'55.097
21	31.476	14.927	27.052	22.297	1'35.752	288,0	16:03'30.849

Race Time 33'18.820

3° 14 S. LOWES [1'33.725]							
Lap	Seg1	Seg2	Seg3	Seg4	Lap Time	km/h	Local Time
1		14.849	26.508	21.799	1'38.748	286,5	15:31'50.777
2	31.023	14.875	26.536	21.704	1'34.138	290,3	15:33'24.915
3	31.033	14.752	26.536	21.543	1'33.864	289,5	15:34'58.779
4	31.057	14.715	26.536	21.534	1'33.842	288,0	15:36'32.621
5	31.064	14.755	26.539	21.521	1'33.879	288,8	15:38'06.500
6	30.961	14.667	26.565	21.532	1'33.725	288,8	15:39'40.225
7	31.034	14.724	26.711	21.617	1'34.086	288,0	15:41'14.311
8	31.016	14.796	26.663	21.575	1'34.050	290,3	15:42'48.361
9	31.092	14.788	26.611	21.529	1'34.020	285,7	15:44'22.381
10	31.097	14.766	26.579	21.632	1'34.074	288,8	15:45'56.455
11	31.182	14.725	26.748	21.772	1'34.427	288,0	15:47'30.882
12	31.181	14.689	26.708	21.726	1'34.304	289,5	15:49'05.186
13	31.170	14.720	26.604	21.750	1'34.244	289,5	15:50'39.430
14	31.174	14.732	26.934	22.766	1'35.606	289,5	15:52'15.036

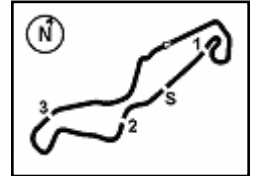
5° 22 A. LOWES [1'34.185]							
Lap	Seg1	Seg2	Seg3	Seg4	Lap Time	km/h	Local Time
1		14.783	27.037	21.872	1'39.752	286,5	15:31'51.781
2	31.653	14.790	26.702	21.675	1'34.820	285,7	15:33'26.601
3	31.138	14.714	26.689	21.711	1'34.252	287,2	15:35'00.853
4	31.186	14.733	26.792	21.663	1'34.374	288,0	15:36'35.227
5	31.119	14.656	26.869	21.633	1'34.277	285,7	15:38'09.504
6	31.123	14.640	26.765	21.657	1'34.185	288,8	15:39'43.689
7	31.358	14.734	26.862	21.583	1'34.537	282,7	15:41'18.226
8	31.309	14.705	26.931	21.648	1'34.593	287,2	15:42'52.819
9	31.104	14.697	26.959	21.667	1'34.427	287,2	15:44'27.246
10	31.041	14.737	26.961	21.702	1'34.441	288,0	15:46'01.687
11	31.098	14.670	26.986	21.624	1'34.378	285,0	15:47'36.065
12	31.100	14.721	26.840	21.750	1'34.411	286,5	15:49'10.476
13	31.071	14.649	26.800	21.763	1'34.283	289,5	15:50'44.759
14	31.238	14.787	26.970	22.527	1'35.522	286,5	15:52'20.281
15	31.252	15.462	28.347	22.388	1'37.449	285,0	15:53'57.730
16	31.695	15.317	28.414	22.286	1'37.712	285,0	15:55'35.442
17	31.575	15.400	28.006	22.424	1'37.405	285,0	15:57'12.847
18	31.394	15.096	27.366	22.224	1'36.080	285,0	15:58'48.927
19	31.522	15.069	27.355	22.036	1'35.982	285,7	16:00'24.909
20	31.505	15.014	27.258	21.887	1'35.664	286,5	16:02'00.573
21	31.322	14.959	27.254	22.140	1'35.675	285,0	16:03'36.248

Race Time 33'24.219

6° 55 A. LOCATELLI [1'34.517]							
Lap	Seg1	Seg2	Seg3	Seg4	Lap Time	km/h	Local Time
1		14.910	26.892	21.923	1'39.946	285,7	15:31'51.975
2	31.544	14.834	26.685	22.059	1'35.122	287,2	15:33'27.097
3	31.311	14.850	26.778	21.640	1'34.579	289,5	15:35'01.676
4	31.186	14.818	26.849	21.790	1'34.643	288,0	15:36'36.319
5	31.061	14.821	26.844	21.796	1'34.522	287,2	15:38'10.841

18/04/2026 P = Pits In/Out - C = Lap Time Cancelled

These data/results cannot be reproduced, stored and/or transmitted in whole or



Pirelli Dutch Round, 17-19 April 2026
Chronological Analysis Race 1

Start at 15:30'12.029

2 / 5

6	31.033	14.805	26.913	21.766	1'34.517	285,0	15:39'45.358
7	31.064	14.871	26.901	21.694	1'34.530	285,0	15:41'19.888
8	31.074	14.815	26.947	21.844	1'34.680	285,7	15:42'54.568
9	31.167	14.916	26.974	21.839	1'34.896	282,7	15:44'29.464
10	31.119	14.913	26.875	21.838	1'34.745	283,5	15:46'04.209
11	31.171	14.905	27.081	21.860	1'35.017	285,7	15:47'39.226
12	31.201	14.967	26.997	21.902	1'35.067	283,5	15:49'14.293
13	31.160	14.827	27.010	21.818	1'34.815	285,7	15:50'49.108
14	31.264	14.867	27.206	22.370	1'35.707	286,5	15:52'24.815
15	31.325	15.665	28.998	22.585	1'38.573	285,0	15:54'03.388
16	31.590	15.413	27.974	22.442	1'37.419	288,0	15:55'40.807
17	31.418	15.094	27.797	22.119	1'36.428	288,0	15:57'17.235
18	31.824	15.177	27.309	22.185	1'36.495	284,2	15:58'53.730
19	31.551	15.040	27.286	22.197	1'36.074	285,7	16:00'29.804
20	31.377	15.070	27.183	22.076	1'35.706	285,0	16:02'05.510
21	31.423	14.973	27.489	22.245	1'36.130	284,2	16:03'41.640

Race Time 33'29.611

Race Time 33'30.994

7° 88 M. OLIVEIRA [1'34.274]							
Lap	Seg1	Seg2	Seg3	Seg4	Lap Time	km/h	Local Time
1		15.140	26.759	22.010	1'40.949	288,8	15:31'52.978
2	31.244	14.884	26.619	21.830	1'34.577	295,9	15:33'27.555
3	31.407	14.838	26.646	21.900	1'34.791	295,9	15:35'02.346
4	31.078	14.793	26.649	21.754	1'34.274	297,5	15:36'36.620
5	31.293	14.849	26.664	21.946	1'34.752	291,9	15:38'11.372
6	31.100	14.826	26.680	21.860	1'34.466	295,9	15:39'45.838
7	31.125	14.808	26.743	21.744	1'34.420	293,5	15:41'20.258
8	31.308	14.989	27.039	21.859	1'35.195	294,3	15:42'55.453
9	31.139	14.924	26.804	21.944	1'34.811	295,1	15:44'30.264
10	31.291	14.946	26.874	21.820	1'34.931	294,3	15:46'05.195
11	31.250	14.821	26.961	22.245	1'35.277C	300,8	15:47'40.472
12	31.195	14.932	26.866	21.777	1'34.770	295,1	15:49'15.242
13	31.264	14.761	26.920	21.904	1'34.849	295,9	15:50'50.091
14	31.296	14.945	27.093	22.183	1'35.517	294,3	15:52'25.608
15	31.434	15.326	28.305	22.631	1'37.696	294,3	15:54'03.304
16	32.306	15.156	27.966	22.439	1'37.867	295,9	15:55'41.171
17	31.373	14.999	27.853	22.292	1'36.517		15:57'17.688
18	31.600	15.225	27.313	22.150	1'36.288	298,3	15:58'53.976
19	31.818	14.904	27.183	22.755	1'36.660	296,7	16:00'30.636
20	31.549	14.857	27.109	22.385	1'35.900	297,5	16:02'06.536
21	31.707	15.085	27.236	22.072	1'36.100	290,3	16:03'42.636

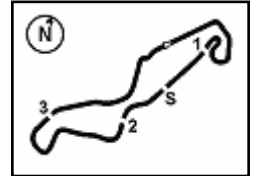
Race Time 33'30.607

8° 34 L. BALDASSARRI [1'34.448]							
Lap	Seg1	Seg2	Seg3	Seg4	Lap Time	km/h	Local Time
1		15.167	26.755	21.817	1'41.260	285,7	15:31'53.289
2	31.573	15.016	26.923	21.689	1'35.201	291,1	15:33'28.490
3	31.222	14.874	26.637	21.715	1'34.448	291,9	15:35'02.938
4	31.393	14.813	26.837	21.644	1'34.687	293,5	15:36'37.625
5	31.230	14.772	26.794	21.758	1'34.554	293,5	15:38'12.179
6	31.538	14.904	26.747	21.631	1'34.820	289,5	15:39'46.999
7	31.247	14.819	26.798	21.745	1'34.609	289,5	15:41'21.608
8	31.222	14.803	26.925	21.731	1'34.681	289,5	15:42'56.289
9	31.233	14.793	26.811	21.696	1'34.533	289,5	15:44'30.822
10	31.254	14.743	26.807	21.674	1'34.478	294,3	15:46'05.300
11	31.462	14.756	26.856	21.871	1'34.945C	295,1	15:47'40.245
12	31.292	15.725	26.968	21.700	1'35.685	289,5	15:49'15.930
13	31.328	14.768	26.867	22.147	1'35.110	295,9	15:50'51.040
14	31.411	14.810	26.994	22.342	1'35.557C	294,3	15:52'26.597
15	31.522	15.631	28.019	22.419	1'37.591	291,1	15:54'04.188
16	31.965	15.345	27.679	22.232	1'37.221	288,8	15:55'41.409
17	31.850	15.241	27.550	22.213	1'36.854		15:57'18.263
18	31.773	15.146	27.210	22.002	1'36.131	292,7	15:58'54.394
19	31.799	15.049	27.594	22.202	1'36.644	290,3	16:00'31.038
20	31.682	14.889	27.063	22.167	1'35.801	288,8	16:02'06.839
21	31.736	15.235	27.102	22.111	1'36.184	283,5	16:03'43.023

18/04/2026 P = Pits In/Out - C = Lap Time Cancelled

These data/results cannot be reproduced, stored and/or transmitted in whole or in part by any manner of electronic, mechanical, photocopying, recording, broadcasting or otherwise now known or herein after developed without the previous express consent by the copyright owner, except for reproduction in daily press and regular printed publications on sale to the public within 60 days of the event related to those data/results and always provided that copyright symbol appears together as follows below.

© DORNA WSBK ORGANIZATION Srl 2026



TT Circuit Assen 4.542 m

Pirelli Dutch Round, 17-19 April 2026
Chronological Analysis Race 1

Start at 15:30'12.029

3 / 5

13	31.365	14.771	26.865	21.683	1'34.684	295,1	15:50'50.391	4	31.412	14.825	26.736	21.647	1'34.620C	290,3	15:36'37.167
14	31.594	14.896	27.009	22.242	1'35.741	297,5	15:52'26.132	5	31.265	14.925	26.953	21.749	1'34.892	288,0	15:38'12.059
15	31.512	15.336	28.081	22.529	1'37.458	295,9	15:54'03.590	6	31.533	14.760	26.848	21.698	1'34.839	288,8	15:39'46.898
16	31.813	15.137	27.612	22.170	1'36.732	292,7	15:55'40.322	7	31.582	16.199	27.391	21.859	1'37.031	288,0	15:41'23.929
17	31.635	15.230	27.721	22.075	1'36.661	291,9	15:57'16.983	8	31.318	14.820	26.932	21.728	1'34.798	288,0	15:42'58.727
18	31.685	15.233	27.308	22.315	1'36.541	287,2	15:58'53.524	9	31.399	14.793	27.046	21.981	1'35.219	288,8	15:44'33.946
19	32.366	15.101	27.520	22.512	1'37.499	287,2	16:00'31.023	10	31.643	14.799	26.901	21.884	1'35.227	289,5	15:46'09.173
20	31.890	14.965	26.951	22.085	1'35.891	299,2	16:02'06.914	11	31.386	14.786	27.071	21.919	1'35.162	289,5	15:47'44.335
21	32.155	15.023	27.285	22.024	1'36.487	291,1	16:03'43.401	12	31.490	15.005	26.949	21.852	1'35.296	293,5	15:49'19.631

Race Time 33'31.372

12° 47 A. BASSANI [1'34.578]							
Lap	Seg.1	Seg.2	Seg.3	Seg.4	Lap Time	km/h	Local Time
1		14.964	26.863	21.907	1'41.137	285,0	15:31'53.166
2	32.031	14.860	26.972	21.833	1'35.696	292,7	15:33'28.862
3	31.546	14.777	26.957	21.713	1'34.993	291,1	15:35'03.855
4	31.312	14.674	26.897	21.695	1'34.578	287,2	15:36'38.433
5	31.314	14.797	27.000	21.678	1'34.789	289,5	15:38'13.222
6	31.454	14.762	26.910	21.797	1'34.923	287,2	15:39'48.145
7	31.482	14.905	26.835	21.735	1'34.957	286,5	15:41'23.102
8	31.412	14.785	26.906	21.814	1'34.917	285,7	15:42'58.019
9	31.414	14.811	27.043	21.931	1'35.199	285,0	15:44'33.218
10	31.427	14.822	26.949	21.912	1'35.110	284,2	15:46'08.328
11	31.403	14.843	27.031	21.892	1'35.169	285,7	15:47'43.497
12	31.400	14.831	26.946	21.862	1'35.039	285,0	15:49'18.536
13	31.404	14.835	26.960	21.960	1'35.159	285,7	15:50'53.695
14	31.598	14.942	27.176	22.350	1'36.066	286,5	15:52'29.761
15	31.576	15.760	28.419	23.249	1'39.004	282,7	15:54'08.765
16	31.481	15.141	27.612	22.123	1'36.357	282,7	15:55'45.122
17	31.393	15.053	27.194	21.875	1'35.515	277,6	15:57'20.637
18	31.408	14.908	27.114	21.933	1'35.363	285,0	15:58'56.000
19	31.471	14.998	27.177	21.978	1'35.624	287,2	16:00'31.624
20	31.679	14.989	27.178	21.875	1'35.721	291,1	16:02'07.345
21	32.019	14.998	27.273	22.036	1'36.326	291,1	16:03'43.671

Race Time 33'31.642

13° 46 T. BRIDEWELL [1'34.414]							
Lap	Seg.1	Seg.2	Seg.3	Seg.4	Lap Time	km/h	Local Time
1		15.055	26.873	21.930	1'41.964	286,5	15:31'53.993
2	31.451	14.920	26.904	21.928	1'35.203	294,3	15:33'29.196
3	31.578	14.827	26.877	21.758	1'35.040	296,7	15:35'04.236
4	31.185	14.733	26.743	21.753	1'34.414	293,5	15:36'38.650
5	31.345	14.771	26.864	21.853	1'34.833	291,9	15:38'13.483
6	31.319	14.798	26.833	21.782	1'34.732	282,7	15:39'48.215
7	31.587	14.852	26.843	21.853	1'35.135	292,7	15:41'23.350
8	31.320	14.800	26.824	21.882	1'34.826	291,1	15:42'58.176
9	31.395	14.875	27.032	22.236	1'35.538	282,0	15:44'33.714
10	31.328	14.792	26.804	21.911	1'34.835	291,9	15:46'08.549
11	31.454	14.820	26.925	21.959	1'35.158	293,5	15:47'43.707
12	31.426	14.794	27.021	21.899	1'35.140	292,7	15:49'18.847
13	31.457	14.866	26.983	21.961	1'35.267	289,5	15:50'54.114
14	31.504	14.817	27.424	22.613	1'36.358	292,7	15:52'30.472
15	31.548	15.571	28.200	23.198	1'38.517	293,5	15:54'08.989
16	31.905	15.027	27.666	22.302	1'36.900	292,7	15:55'45.889
17	31.595	15.072	27.142	22.001	1'35.810	288,8	15:57'21.699
18	31.406	15.016	27.027	22.048	1'35.497	288,8	15:58'57.196
19	31.631	14.949	27.086	22.001	1'35.667	291,1	16:00'32.863
20	31.617	15.043	27.209	22.097	1'35.966	287,2	16:02'08.829
21	31.757	15.063	27.388	22.407	1'36.615	288,8	16:03'45.444

Race Time 33'33.415

14° 87 R. GARDNER [1'34.798]							
Lap	Seg.1	Seg.2	Seg.3	Seg.4	Lap Time	km/h	Local Time
1		15.130	26.741	22.065	1'40.833	288,8	15:31'52.862
2	31.269	15.101	26.684	21.756	1'34.810	285,7	15:33'27.672
3	31.394	14.968	26.761	21.752	1'34.875	291,9	15:35'02.547

15° 67 A. SURRA [1'34.621]							
Lap	Seg.1	Seg.2	Seg.3	Seg.4	Lap Time	km/h	Local Time
1		15.081	26.785	21.991	1'41.339	286,5	15:31'53.368
2	31.597	14.926	26.791	21.930	1'35.244	295,1	15:33'28.612
3	31.344	14.889	26.822	21.805	1'34.860	293,5	15:35'03.472
4	31.070	14.858	26.853	21.840	1'34.621	295,9	15:36'38.093
5	31.273	14.845	26.843	21.814	1'34.775	291,9	15:38'12.868
6	31.279	14.897	26.830	21.748	1'34.754	288,8	15:39'47.622
7	31.274	15.043	26.843	21.849	1'35.009	293,5	15:41'22.631
8	31.387	14.889	26.895	21.894	1'35.065	288,8	15:42'57.696
9	31.250	14.953	26.893	21.922	1'35.018C	285,7	15:44'32.714
10	31.255	14.977	26.950	21.862	1'35.044	289,5	15:46'07.758
11	31.340	14.948	26.957	21.934	1'35.179	287,2	15:47'42.937
12	31.421	14.974	26.965	21.903	1'35.263	288,0	15:49'18.200
13	31.346	14.964	27.027	21.947	1'35.284	287,2	15:50'53.484
14	31.406	15.070	27.206	22.480	1'36.162	288,0	15:52'29.646
15	31.808	15.654	28.504	23.127	1'39.093	289,5	15:54'08.739
16	31.919	15.137	27.684	22.627	1'37.367	290,3	15:55'46.106
17	31.638	15.192	27.240	22.059	1'36.129	288,0	15:57'22.235
18	31.736	15.021	27.223	22.075	1'36.055	291,9	15:58'58.290
19	31.682	15.010	27.356	22.645	1'36.693	290,3	16:00'34.983
20	31.856	15.089	27.293	22.085	1'36.323	290,3	16:02'11.306
21	32.152	15.205	27.268	22.426	1'37.051	291,9	16:03'48.357

Race Time 33'36.328

16° 31 G. GERLOFF [1'34.689]							
Lap	Seg.1	Seg.2	Seg.3	Seg.4	Lap Time	km/h	Local Time
1		15.057	26.814	21.834	1'41.586	289,5	15:31'53.615
2	31.641	14.926	26.931	21.876	1'35.374	287,2	15:33'28.989
3	31.558	14.823	26.906	21.717	1'35.004	290,3	15:35'03.993
4	31.520	14.774	26.878	21.726	1'34.898	295,9	15:36'38.891
5	31.284	14.776	26.957	21.773	1'34.790	291,9	15:38'13.681
6	31.307	14.756	26.922	21.704	1'34.689	292,7	15:39'48.370
7	31.555	14.818	26.932	21.813	1'35.118	293,5	15:41'23.488
8	31.386	14.738	26.886	21.852	1'34.862	292,7	15:42'58.350
9	31.421	14.808	27.042	22.291	1'35.562	292,7	15:44'33.912
10	31.394	14.821	26.930	21.892	1'35.037	292,7	15:46'08.949
11	31.341	14.917	27.019	21.919	1'35.196	294,3	15:47'44.145
12	31.449	14.781	27.051	21.929	1'35.210	291,9	15:49'19.355
13	31.343	14.745	27.054	21.857	1'34.999	289,5	15:50'54.354
14	31.389	14.786	27.569	23.202	1'36.946	294,3	15:52'31.300
15	31.543	15.669	28.778	22.795	1'38.785	288,8	15:54'10.085
16	31.719	15.335	27.954	22.574	1'37.582	294,3	15:55'47.667
17	31.709	15.574	27.460	22.226	1'36.969	285,7	15:57'24.636
18	31.413	15.196	27.166	22.178	1'35.953	287,2	15:59'00.589
19	31.580	15.225	27.397	22.386	1'36.588	288,0	16:00'37.177

18/04/2026 P = Pits In/Out - C = Lap Time Cancelled

These data/results cannot be reproduced, stored and/or transmitted in whole or in part by any manner of electronic, mechanical, photocopying, recording, broadcasting or otherwise now known or herein after developed without the previous express consent by the copyright owner, except for reproduction in daily press and regular printed publications on sale to the public within 60 days of the event related to those data/results and always provided that copyright symbol appears together as follows below.

© DORNA WSBK ORGANIZATION Srl 2026

Pirelli Dutch Round, 17-19 April 2026

Chronological Analysis Race 1

TT Circuit Assen 4.542 m

Start at 15:30'12.029

4 / 5

20	31.527	15.122	27.322	22.249	1'36.220	285,0	16:02'13.397	11	31.572	15.044	27.156	21.907	1'35.679	282,0	15:47'50.101
21	31.604	15.198	27.256	22.231	1'36.289	284,2	16:03'49.686	12	31.584	14.984	27.071	21.917	1'35.556	281,3	15:49'25.657
Race Time 33'37.657															

17° 65 J. REA [1'35.162]							
Lap	Seg1	Seg2	Seg3	Seg4	Lap Time	km/h	Local Time
1		15.261	27.250	21.987	1'42.485	290,3	15:31'54.514
2	31.465	15.062	26.760	21.898	1'35.185	288,0	15:33'29.699
3	31.542	14.930	26.842	21.915	1'35.229	289,5	15:35'04.928
4	31.263	14.935	26.931	22.033	1'35.162	287,2	15:36'40.090
5	31.364	15.029	27.025	22.091	1'35.509C	281,3	15:38'15.599
6	31.488	15.162	27.057	22.063	1'35.770		15:39'51.369
7	31.709	15.153	27.001	22.010	1'35.873	282,0	15:41'27.242
8	31.469	15.074	27.032	22.029	1'35.604	282,7	15:43'02.846
9	31.413	15.037	27.088	21.993	1'35.531	284,2	15:44'38.377
10	31.443	15.175	27.055	22.122	1'35.795	283,5	15:46'14.172
11	31.508	15.117	27.064	22.164	1'35.853	282,0	15:47'50.025
12	31.806	15.050	26.974	22.203	1'36.033	282,0	15:49'26.058
13	31.743	15.121	27.156	22.260	1'36.280	281,3	15:51'02.338
14	31.802	15.087	28.151	24.575	1'39.615	285,7	15:52'41.953
15	32.538	16.372	29.156	23.409	1'41.475	279,8	15:54'23.428
16	32.316	15.536	27.869	22.820	1'38.541	281,3	15:56'01.969
17	32.006	15.493	27.624	22.539	1'37.662	280,5	15:57'39.631
18	31.641	15.339	27.445	22.374	1'36.799	277,6	15:59'16.430
19	31.596	15.232	27.229	22.272	1'36.329	279,8	16:00'52.759
20	31.613	15.305	27.232	22.389	1'36.539	278,4	16:02'29.298
21	31.616	15.316	27.297	22.405	1'36.634	279,8	16:04'05.932
Race Time 33'53.903							

20° 54 B. SOFUOGLU [1'35.133]							
Lap	Seg1	Seg2	Seg3	Seg4	Lap Time	km/h	Local Time
1		15.437	27.158	22.100	1'42.733	282,0	15:31'54.762
2	31.577	15.076	26.897	21.941	1'35.491	288,0	15:33'30.253
3	31.438	15.001	26.832	21.862	1'35.133	285,7	15:35'05.386
4	31.345	14.958	26.946	21.939	1'35.188	286,5	15:36'40.574
5	31.534	15.045	26.920	22.059	1'35.558C	282,7	15:38'16.132
6	31.423	14.991	26.907	22.037	1'35.358		15:39'51.490
7	31.407	15.137	27.025	22.017	1'35.586	280,5	15:41'27.076
8	31.467	15.087	27.007	21.930	1'35.491	280,5	15:43'02.567
9	31.525	15.061	27.137	22.262	1'35.985	282,7	15:44'38.552
10	31.469	15.088	27.115	22.116	1'35.788	287,2	15:46'14.340
11	31.816	15.109	27.036	22.038	1'35.999	285,0	15:47'50.339
12	31.707	15.102	27.025	22.020	1'35.854	285,0	15:49'26.193
13	31.760	15.199	27.125	22.162	1'36.246	285,0	15:51'02.439
14	31.550	15.137	28.555	24.828	1'40.070	284,2	15:52'42.509
15	32.899	16.248	29.693	23.542	1'42.382	283,5	15:54'24.891
16	32.290	15.630	28.861	23.536	1'40.317	284,2	15:56'05.208
17	32.634	15.864	28.328	22.952	1'39.778	280,5	15:57'44.986
18	32.071	15.448	27.729	22.913	1'38.161	286,5	15:59'23.147
19	32.121	15.486	27.886	22.672	1'38.165	286,5	16:01'01.312
20	32.032	15.299	27.513	22.418	1'37.262	283,5	16:02'38.574
21	31.872	15.138	27.384	22.235	1'36.629	284,2	16:04'15.203
Race Time 34'03.174							

18° 9 D. PETRUCCI [1'34.368]							
Lap	Seg1	Seg2	Seg3	Seg4	Lap Time	km/h	Local Time
1		14.963	26.831	21.986	1'40.122	291,9	15:31'52.151
2	31.463	14.844	26.712	21.865	1'34.884	285,0	15:33'27.035
3	31.075	14.911	26.675	21.761	1'34.422	288,8	15:35'01.457
4	31.121	14.923	26.582	21.742	1'34.368	288,0	15:36'35.825
5	50.759	15.412	27.009	22.287	1'55.467	279,8	15:38'31.292
6	34.395	15.102	26.813	22.079	1'38.389	282,0	15:40'09.681
7	31.177	14.991	26.838	21.929	1'34.935	282,0	15:41'44.616
8	31.175	15.015	26.987	21.916	1'35.093	284,2	15:43'19.709
9	31.261	14.977	26.836	21.850	1'34.924	285,7	15:44'54.633
10	31.145	14.959	27.152	21.983	1'35.239	283,5	15:46'29.872
11	31.301	15.060	26.958	22.016	1'35.335	283,5	15:48'05.207
12	31.263	15.061	26.965	21.901	1'35.190	282,7	15:49'40.397
13	31.163	14.997	26.827	21.824	1'34.811	287,2	15:51'15.208
14	31.286	14.987	27.612	23.239	1'37.124	286,5	15:52'52.332
15	31.619	15.827	28.235	22.958	1'38.639	285,0	15:54'30.971
16	31.558	15.364	27.527	22.365	1'36.814	284,2	15:56'07.785
17	31.428	15.216	27.651	22.568	1'36.863	288,0	15:57'44.648
18	31.485	15.117	27.309	22.282	1'36.193	286,5	15:59'20.841
19	31.316	15.065	27.116	22.332	1'35.829	284,2	16:00'56.670
20	31.382	15.080	27.107	22.236	1'35.805	284,2	16:02'32.475
21	31.406	15.036	27.215	22.467	1'36.124	285,0	16:04'08.599
Race Time 33'56.570							

21° 85 T. SMITS [1'35.980]							
Lap	Seg1	Seg2	Seg3	Seg4	Lap Time	km/h	Local Time
1		15.374	27.199	22.217	1'42.994	286,5	15:31'55.023
2	31.671	15.096	27.414	22.170	1'36.351	282,7	15:33'31.374
3	31.875	15.154	27.209	22.084	1'36.322	282,0	15:35'07.696
4	31.532	15.184	27.159	22.105	1'35.980	282,0	15:36'43.676
5	31.751	15.081	27.279	22.222	1'36.333C	281,3	15:38'20.009
6	31.691	15.180	27.292	22.359	1'36.492	279,1	15:39'56.501
7	31.801	15.197	27.329	22.429	1'36.756	279,8	15:41'33.257
8	31.843	15.145	27.312	22.485	1'36.785	277,6	15:43'10.042
9	31.879	15.233	27.326	22.548	1'36.986	279,1	15:44'47.028
10	31.787	15.179	27.425	22.318	1'36.709	275,5	15:46'23.737
11	31.916	15.295	27.374	22.332	1'36.917	275,5	15:48'00.654
12	31.816	15.286	27.277	22.307	1'36.686	278,4	15:49'37.340
13	31.857	15.487	27.406	22.392	1'37.142	274,1	15:51'14.482
14	31.911	15.488	28.438	23.647	1'39.484	277,6	15:52'53.966
15	32.061	15.968	28.480	23.016	1'39.525	277,6	15:54'33.491
16	32.042	15.504	27.910	22.611	1'38.067	278,4	15:56'11.558
17	32.326	15.332	27.603	22.530	1'37.791	276,9	15:57'49.349
18	31.954	15.217	27.364	22.161	1'36.696	280,5	15:59'26.045
19	32.015	15.237	27.334	22.659	1'37.245	279,1	16:01'03.290
20	31.729	15.120	27.181	22.268	1'36.298	277,6	16:02'39.588
21	31.794	15.327	27.285	22.301	1'36.707	271,4	16:04'16.295
Race Time 34'04.266							

19° 62 S. MANZI [1'34.973]							
Lap	Seg1	Seg2	Seg3	Seg4	Lap Time	km/h	Local Time
1		15.213	27.381	21.902	1'42.281	289,5	15:31'54.310
2	31.463	14.915	26.923	21.909	1'35.210	291,9	15:33'29.520
3	31.550	14.839	26.940	21.644	1'34.973	292,7	15:35'04.493
4	31.388	14.843	27.060	22.970	1'36.261	290,3	15:36'40.754
5	31.758	14.909	27.039	21.807	1'35.513C	285,0	15:38'16.267
6	31.545	14.978	27.073	22.708	1'36.304C		15:39'52.571
7	31.718	14.934	27.224	21.986	1'35.862	284,2	15:41'28.433
8	31.409	15.034	27.174	21.932	1'35.549	282,0	15:43'03.982
9	31.347	14.962	27.086	21.795	1'35.190	284,2	15:44'39.172
10	31.291	14.956	27.032	21.971	1'35.250	285,0	15:46'14.422

22° 13 M. RATO [1'35.857]							
Lap	Seg1	Seg2	Seg3	Seg4	Lap Time	km/h	Local Time
1		15.280	27.144	22.206	1'43.138	284,2	15:31'55.167

18/04/2026 P = Pits In/Out - C = Lap Time Cancelled

These data/results cannot be reproduced, stored and/or transmitted in whole or in part by any manner of electronic, mechanical, photocopying, recording, broadcasting or otherwise now known or herein after developed without the previous express consent by the copyright owner, except for reproduction in daily press and regular printed publications on sale to the public within 60 days of the event related to those data/results and always provided that copyright symbol appears together as follows below.

© DORNA WSBK ORGANIZATION Srl 2026

Pirelli Dutch Round, 17-19 April 2026

Chronological Analysis Race 1

Start at 15:30'12.029

5 / 5

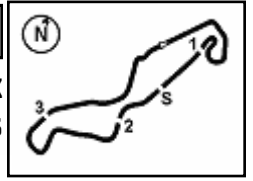
2	31.691	15.133	27.060	21.973	1'35.857	284,2	15:33'31.024
3	31.482	15.095	27.172	22.264	1'36.013	285,0	15:35'07.037
4	31.530	15.146	27.352	22.259	1'36.287	282,0	15:36'43.324
5	31.694	15.130	27.260	22.275	1'36.359C	280,5	15:38'19.683
6	31.653	15.224	27.319	22.343	1'36.539	278,4	15:39'56.222
7	31.708	15.211	27.584	22.281	1'36.784	278,4	15:41'33.006
8	31.742	15.277	27.417	22.361	1'36.797	276,9	15:43'09.803
9	31.715	15.233	27.463	22.849	1'37.260	276,9	15:44'47.063
10	31.901	15.407	27.423	22.216	1'36.947	278,4	15:46'24.010
11	31.779	15.416	27.262	22.263	1'36.720	271,4	15:48'00.730
12	31.900	15.335	27.320	22.187	1'36.742	280,5	15:49'37.472
13	31.820	15.247	27.412	22.355	1'36.834	277,6	15:51'14.306
14	31.752	15.133	28.701	23.024	1'38.610	281,3	15:52'52.916
15	31.635	16.027	28.880	22.893	1'39.435	279,1	15:54'32.351
16	31.753	15.511	28.319	22.754	1'38.337	280,5	15:56'10.688
17	31.802	15.395	27.841	22.783	1'37.821	279,1	15:57'48.509
18	31.813	15.275	27.595	22.365	1'37.048	279,8	15:59'25.557
19	31.786	15.401	27.780	22.905	1'37.872	279,1	16:01'03.429
20	31.659	15.406	27.304	22.439	1'36.808	270,7	16:02'40.237
21	31.598	15.217	27.225	23.054	1'37.094	280,5	16:04'17.331

Race Time 34'05.302

18/04/2026 P = Pits In/Out - C = Lap Time Cancelled

These data/results cannot be reproduced, stored and/or transmitted in whole or in part by any manner of electronic, mechanical, photocopying, recording, broadcasting or otherwise now known or herein after developed without the previous express consent by the copyright owner, except for reproduction in daily press and regular printed publications on sale to the public within 60 days of the event related to those data/results and always provided that copyright symbol appears together as follows below.

© DORNA WSBK ORGANIZATION Srl 2026



TT Circuit Assen 4.542 m

Pirelli Dutch Round, 17-19 April 2026

Best Laps & Speeds

No.	Rider Bike	Nat	Best Lap		FP1		FP2		FP3		SP		RC1	
			LL	SPD	LL	SPD	LL	SPD	LL	SPD	LL	SPD	LL	SPD
1	11 N. BULEGA Ducati Panigale V4R	ITA	1'32.144 75 295,9		1'33.952 20 292,7		1'33.687 19 295,9		1'33.322 9 291,9		1'32.144 6 290,3		1'33.341 21 293,5	
2	14 S. LOWES Ducati Panigale V4R	GBR	1'32.473 79 291,9		1'34.428 18 288,8		1'34.143 21 291,9		1'33.489 12 291,1		1'32.473 7 287,2		1'33.725 21 291,1	
3	7 I. LECUONA Ducati Panigale V4R	ESP	1'32.567 76 298,3		1'34.208 19 295,1		1'34.017 20 298,3		1'32.823 10 296,7		1'32.567 6 294,3		1'33.591 21 295,1	
4	9 D. PETRUCCI BMW M 1000 RR	ITA	1'32.921 72 296,7		1'34.737 14 294,3		1'34.092 20 296,7		1'33.567 11 291,1		1'32.921 6 291,1		1'34.368 21 291,9	
5	97 X. VIERGE Yamaha YZF R1	ESP	1'32.946 74 295,1		1'34.713 18 290,3		1'34.097 19 292,7		1'33.516 10 291,9		1'32.946 6 288,8		1'34.482 21 295,1	
6	22 A. LOWES bimota KB998 Rimini	GBR	1'32.960 77 291,9		1'34.817 18 287,2		1'34.189 22 291,1		1'33.082 10 291,9		1'32.960 6 288,8		1'34.185 21 289,5	
7	19 A. BAUTISTA Ducati Panigale V4R	ESP	1'33.013 78 299,2		1'34.738 19 290,3		1'34.250 20 299,2		1'33.177 11 296,7		1'33.013 7 290,3		1'34.173 21 292,7	
8	55 A. LOCATELLI Yamaha YZF R1	ITA	1'33.079 73 292,7		1'35.149 20 288,0		1'34.676 16 292,7		1'33.928 10 291,1		1'33.079 6 288,8		1'34.517 21 289,5	
9	34 L. BALDASSARRI Ducati Panigale V4R	ITA	1'33.108 78 297,5		1'34.527 22 291,9		1'33.963 21 297,5		1'34.219 7 288,0		1'33.108 7 288,0		1'34.448 21 295,9	
10	87 R. GARDNER Yamaha YZF R1	AUS	1'33.229 71 293,5		1'35.485 18 289,5		1'34.989 16 288,8		1'33.405 10 288,8		1'33.229 6 287,2		1'34.798 21 293,5	
11	46 T. BRIDEWELL Ducati Panigale V4R	GBR	1'33.231 68 296,7		1'35.464 18 292,7		1'34.721 15 295,1		1'34.093 8 292,7		1'33.231 6 291,9		1'34.414 21 296,7	
12	5 Y. MONTELLA Ducati Panigale V4R	ITA	1'33.258 76 299,2		1'34.820 19 293,5		1'34.430 21 293,5		1'33.568 11 292,7		1'33.258 4 291,1		1'34.498 21 299,2	
13	88 M. OLIVEIRA BMW M 1000 RR	POR	1'33.260 65 300,8		1'35.147 12 296,7		1'34.551 17 300,8		1'33.260 9 296,7		1'33.304 6 291,1		1'34.274 21 300,8	
14	95 T. MACKENZIE Ducati Panigale V4R	GBR	1'33.352 77 294,3		1'34.887 18 293,5		1'34.733 20 291,1		1'33.858 11 292,7		1'33.352 7 291,1		1'34.277 21 294,3	
15	67 A. SURRA Ducati Panigale V4R	ITA	1'33.452 74 295,9		1'35.748 18 292,7		1'34.472 19 293,5		1'34.088 10 291,1		1'33.452 6 292,7		1'34.621 21 295,9	
16	31 G. GERLOFF Kawasaki ZX-10RR	USA	1'33.575 74 295,9		1'35.301 18 291,1		1'35.098 19 292,7		1'33.810 10 289,5		1'33.575 6 292,7		1'34.689 21 295,9	
17	47 A. BASSANI bimota KB998 Rimini	ITA	1'33.756 77 292,7		1'35.016 17 285,7		1'34.620 24 288,0		1'33.985 9 287,2		1'33.756 6 288,8		1'34.578 21 292,7	
18	65 J. REA Honda CBR1000RR-R SP	GBR	1'33.856 71 290,3		1'35.592 17 285,7		1'35.124 17 288,0		1'34.106 10 290,3		1'33.856 6 287,2		1'35.162 21 290,3	
19	54 B. SOFUOGLU Yamaha YZF R1	TUR	1'34.013 72 289,5		1'35.455 22 288,8		1'35.481 18 285,7		1'34.506 10 289,5		1'34.013 1 285,7		1'35.133 21 288,0	
20	62 S. MANZI Yamaha YZF R1	ITA	1'34.213 78 292,7		1'36.129 20 288,0		1'35.251 20 288,0		1'34.271 10 288,8		1'34.213 7 285,7		1'34.973 21 292,7	
21	85 T. SMITS Yamaha YZF R1	NED	1'34.226 72 286,5		1'35.471 20 279,8		1'35.121 18 282,7		1'34.226 7 279,1		1'34.969 6 282,0		1'35.980 21 286,5	
22	13 M. RATO Yamaha YZF R1	ITA	1'34.360 74 287,2		1'36.519 18 282,0		1'36.149 19 286,5		1'34.964 10 287,2		1'34.360 6 286,5		1'35.857 21 285,0	
23	35 S. CHANTRA Honda CBR1000RR-R SP	THA	1'35.253 42 290,3		1'36.276 19 289,5		1'35.253 20 290,3		1'38.123 3 288,0					

18/04/2026

These data/results cannot be reproduced, stored and/or transmitted in whole or in part by any manner of electronic, mechanical, photocopying, recording, broadcasting or otherwise now known or herein after developed without the previous express consent by the copyright owner, except for reproduction in daily press and regular printed publications on sale to the public within 60 days of the event related to those data/results and always provided that copyright symbol appears together as follows below.

© DORNA WSBK ORGANIZATION Srl 2026

FICR PERUGIA TIMING



Pirelli Dutch Round, 17-19 April 2026

Fastest Laps Race 1

No.	Rider	Nat	Team	Bike	Class	Lap	Time	Gap
1	11 N. BULEGA	ITA	Aruba.it Racing - Ducati	Ducati Panigale V4R		6	1'33.341	
2	7 I. LECUONA	ESP	Aruba.it Racing - Ducati	Ducati Panigale V4R		4	1'33.591	0.250
3	14 S. LOWES	GBR	ELF Marc VDS Racing Team	Ducati Panigale V4R	IND	6	1'33.725	0.384
4	19 A. BAUTISTA	ESP	Barni Spark Racing Team	Ducati Panigale V4R	IND	3	1'34.173	0.832
5	22 A. LOWES	GBR	bimota by Kawasaki Racing Team	bimota KB998 Rimini		6	1'34.185	0.844
6	88 M. OLIVEIRA	POR	ROKiT BMW Motorrad WorldSBK Team	BMW M 1000 RR		4	1'34.274	0.933
7	95 T. MACKENZIE	GBR	MGM Optical Express Racing	Ducati Panigale V4R	IND	7	1'34.277	0.936
8	9 D. PETRUCCI	ITA	ROKiT BMW Motorrad WorldSBK Team	BMW M 1000 RR		4	1'34.368	1.027
9	46 T. BRIDEWELL	GBR	Superbike Advocates	Ducati Panigale V4R	IND	4	1'34.414	1.073
10	34 L. BALDASSARRI	ITA	Team GoEleven	Ducati Panigale V4R	IND	3	1'34.448	1.107
11	97 X. VIERGE	ESP	Pata Maxus Yamaha	Yamaha YZF R1		7	1'34.482	1.141
12	5 Y. MONTELLA	ITA	Barni Spark Racing Team	Ducati Panigale V4R	IND	7	1'34.498	1.157
13	55 A. LOCATELLI	ITA	Pata Maxus Yamaha	Yamaha YZF R1		6	1'34.517	1.176
14	47 A. BASSANI	ITA	bimota by Kawasaki Racing Team	bimota KB998 Rimini		4	1'34.578	1.237
15	67 A. SURRA	ITA	Motocorsa Racing	Ducati Panigale V4R	IND	4	1'34.621	1.280
16	31 G. GERLOFF	USA	Kawasaki WorldSBK Team	Kawasaki ZX-10RR		6	1'34.689	1.348
17	87 R. GARDNER	AUS	GYTR GRT Yamaha WorldSBK Team	Yamaha YZF R1		8	1'34.798	1.457
18	62 S. MANZI	ITA	GYTR GRT Yamaha WorldSBK Team	Yamaha YZF R1		3	1'34.973	1.632
19	54 B. SOFUOGLU	TUR	Motoxracing WorldSBK Team	Yamaha YZF R1	IND	3	1'35.133	1.792
20	65 J. REA	GBR	Honda HRC	Honda CBR1000RR-R SP		4	1'35.162	1.821
21	13 M. RATO	ITA	Motoxracing WorldSBK Team	Yamaha YZF R1	IND	2	1'35.857	2.516
22	85 T. SMITS	NED	Team Apreco	Yamaha YZF R1	IND	4	1'35.980	2.639

18/04/2026

These data/results cannot be reproduced, stored and/or transmitted in whole or in part by any manner of electronic, mechanical, photocopying, recording, broadcasting or otherwise now known or herein after developed without the previous express consent by the copyright owner, except for reproduction in daily press and regular printed publications on sale to the public within 60 days of the event related to those data/results and always provided that copyright symbol appears together as follows below.

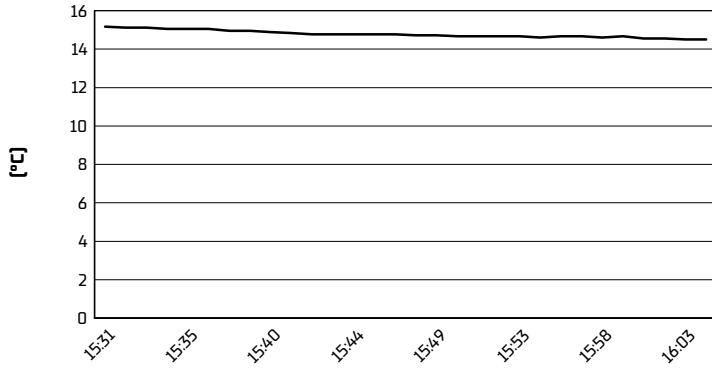
© DORNA WSBK ORGANIZATION Srl 2026

Pirelli Dutch Round, 17-19 April 2026

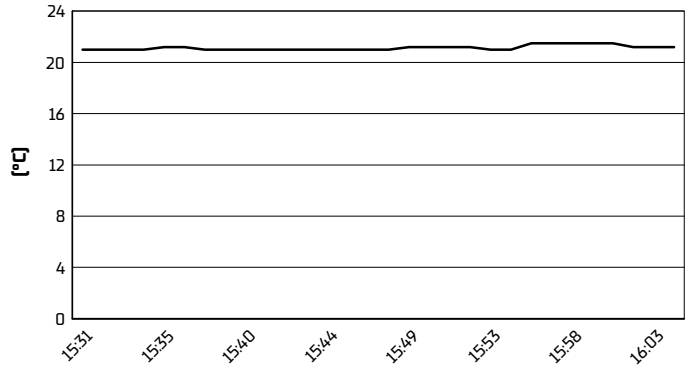
Weather Report Race 1

Session started 15:30 - Session ended 16:06

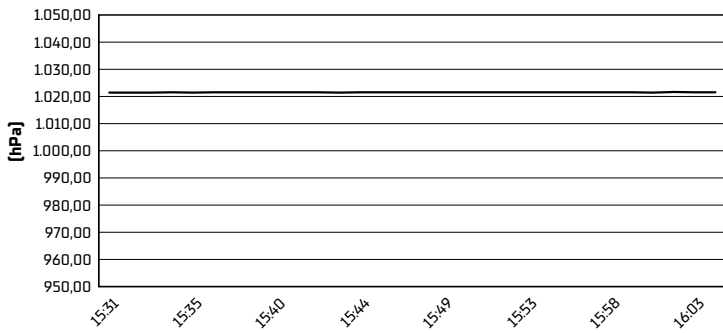
Air Temperature



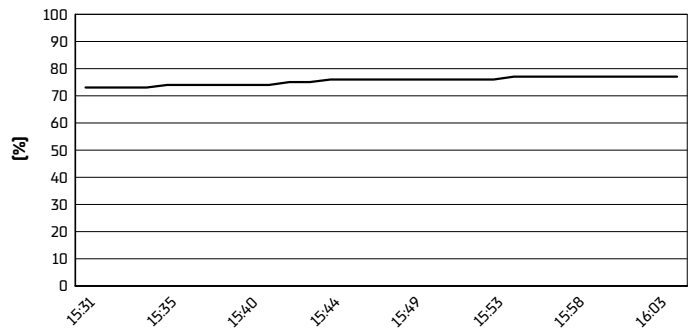
Track Temperature



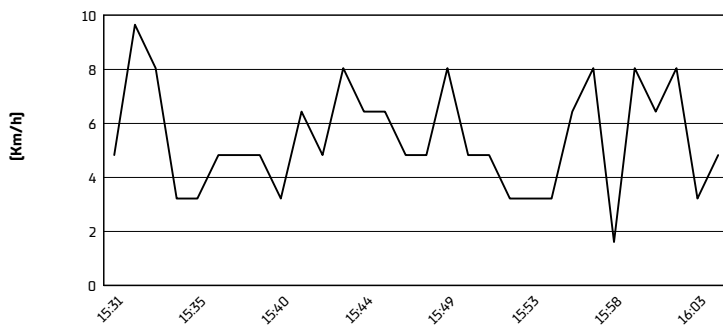
Air Pressure



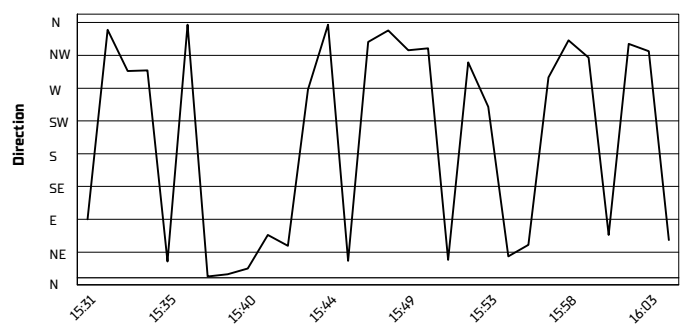
Humidity



Wind Speed



Wind Direction



18/04/2026

These data/results cannot be reproduced, stored and/or transmitted in whole or in part by any manner of electronic, mechanical, photocopying, recording, broadcasting or otherwise now known or herein after developed without the previous express consent by the copyright owner, except for reproduction in daily press and regular printed publications on sale to the public within 60 days of the event related to those data/results and always provided that copyright symbol appears together as follows below.

© DORNA WSBK ORGANIZATION Srl 2026